

# Forest of Bere Woodturners Association Newsletter

## Saturday Club Workshop 9th September 2023

Today was the same as any other Saturday club starting with a quick introduction, stating that only John and I would be turning, leaving a spare lathe for club members to have a go. Unfortunately no photos were taken this morning but never the less a great morning was had by all.

## Club Night/AGM 19th September 2023

### Welcome and Introduction

Tonight's meeting was the A.G.M. The Chairman opened the proceedings in the usual way asking for apologies. The meeting progressed with all the usual statements, financial reports, election of officers also what was coming up in the following year.

During the meeting the awards for the annual competitions were presented, and the following photos show those winners receiving there awards.



Richard presenting the Mayor of Havant Shield to Kate for winning the Beginners competition.



Richard presenting the Don Smith Challenge trophy to Alex (who in the judge's view) had made the most advancement in the past year.



Don presenting the Woodturner of the year cup to Richard for his achievements during 2023.



Alan & Malcolm at the Competition table.



Lastly, the photo above is showing the Display table showing the latest work by members. The evening finished with a talk by the Solent Guild of Woodcarvers describing how the craft started to the present day.

## Saturday Club Workshop 14th October 2023

Once again we were all set up to start todays tutoring and helping with request projects. There was Alan turning toys whilst John helped with projects and then took on a challenge of teaching Kate's daughter to turn whilst I helped to explain how to turn a Needle Case and a box.



Alan with Keith



John with Kate's Daughter



Don with Sarah and Tim

During the coffee break one of the main things that came out of the discussion was any member who wishes to be shown how to turn a particular item to place it on our Whatsapp site. This would give the tutors time to prepare and bring along the tooling that might be required to show that project. Also to bring along an item which you may have started but need help our information on how to finish the piece off. The last thing to mention which to say a big thank you to all those members who came early and then stayed behind to set up the equipment and then to put it all away and clean up.

Next Saturday club 11th November see you all then.

## Club Night 17th October 2023

### Demonstration by PAUL NESBITT

The evening started in the usual way, with a welcome to everyone with a mention about bring in items for the forthcoming SAWS Open Day event. With the understanding, that if any member had a piece they wished to contribute to the competition it could be delivered, directly to Ken Briffett on Hayling Island, Richard who lives in Denmead or to John Wyatt out at Midhurst.

Richard then introduced Paul who thanked everyone for inviting him back again exactly a year from his last demonstration. He stated that his project this time would be a bowl with a bowl although this evening he would only carry out the first part and if invited back next year he would complete the project.

Taking a bowl blank Paul fixed attached it onto the lathe using a screw chuck and proceeded to turn it to the round and turned a expansion chucking point to the base. Sanded and polished it before removing it from the lathe.

Photo 1 Shows Paul sanding the finished base of the bowl whilst photo 2 shows the finished base.

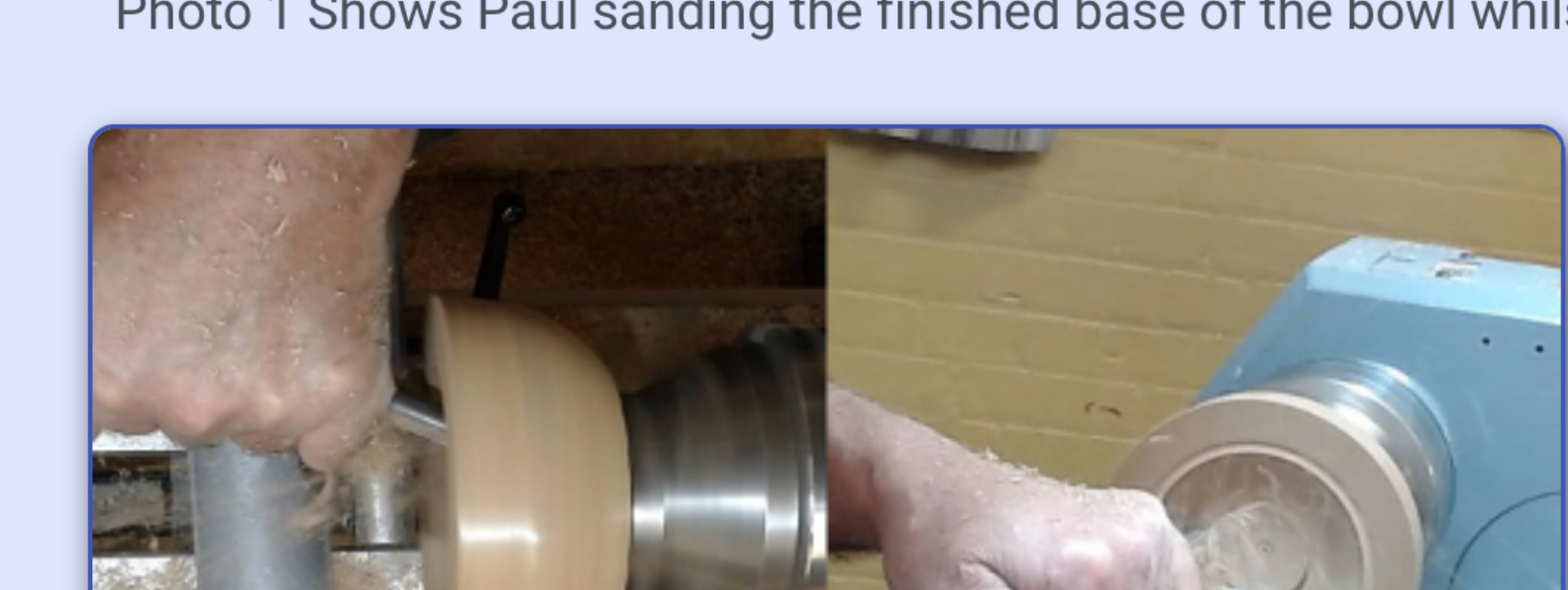


Photo 1 - Paul sanding the finished base




Photo 2 - The finished base.

Then Paul was then reversed using the chucking point and proceeded to remove approx. 1/3rd of the middle part of the bowl. Paul now explained about his jam chuck, which would come in to play to remove the part.



Photo 3 - The centre of the bowl having the centre removed

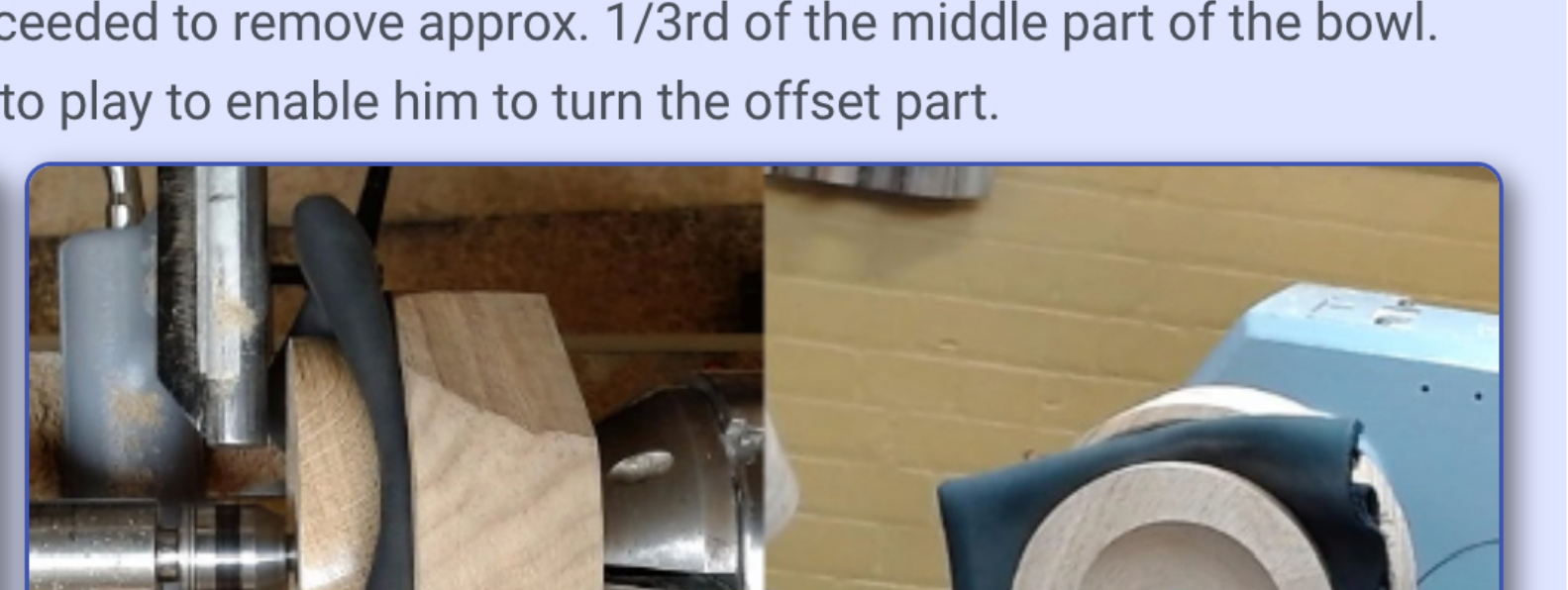


Photo 4 - The piece being set-up in the Jam chuck.

Photo 3 shows the centre of the bowl having the centre removed whilst photo 4 is showing the piece being set-up in the Jam chuck.

Once satisfied that it was set at the right angle Paul turned the outside rim until it was parallel it was at this point that it was sanded but not polished.

Removing the piece from the jam chuck, attaching it to the lathe by using the recess on the bottom of the bowl Paul removed more of the waste material from the centre of the bowl.



Photo 5 - The piece taken off the lathe



Photo 6 - The Finished Article

Photo 5 shows the piece taken off the lathe whilst photo 6 shows the finished article.

This was as far as Paul was going to venture into this project tonight as he was still trying to get his head round how to demonstrate the final operation to complete the project.

The next two photos 7 and 8 show what the finished item would look like.



Photo 7



Photo 8

Paul's next project was going to be a Mushroom turned from a Fir cone so just before the interval he turned a small base which the mushroom would be fitted to.

After the break, Paul explained that only use Fir cones picked from the tree and not those, which had fallen to the ground and dried well. The other point is that if the cone has started to open disregard it as you would have problems turning it. Unfortunately, it did not go to plan, as the photo will show.

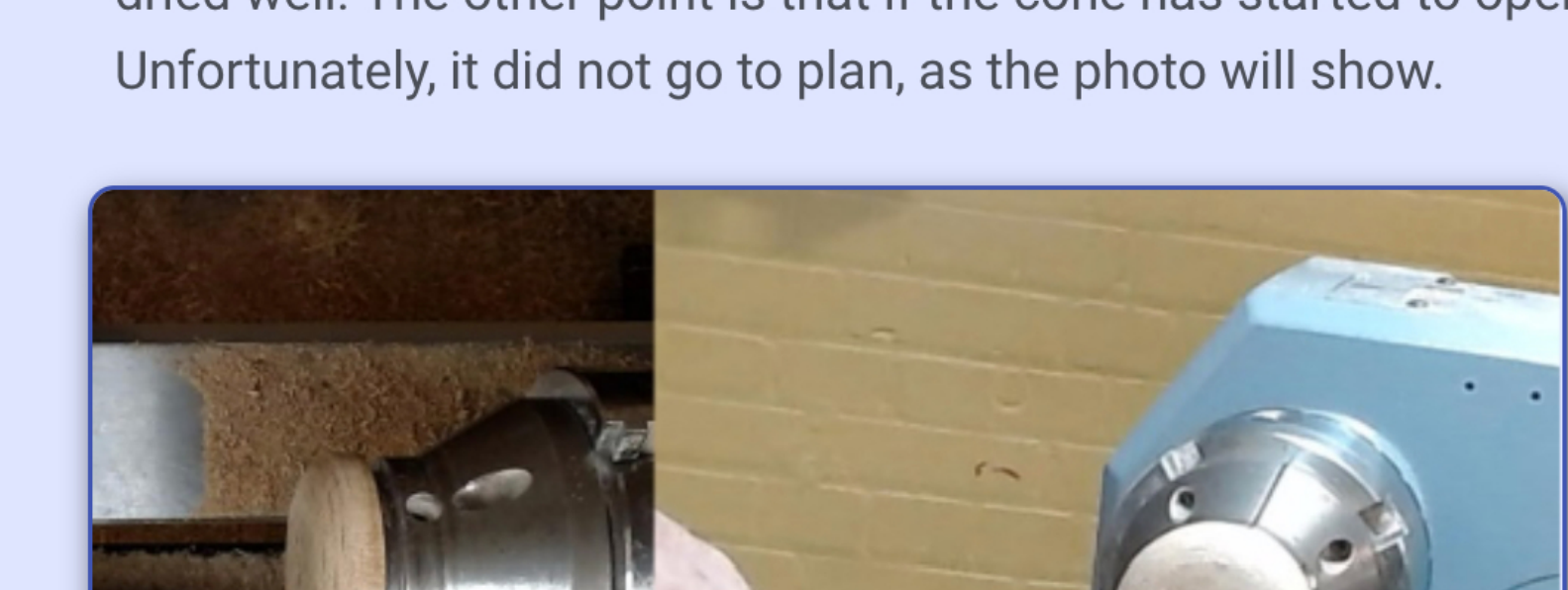


Photo 9 - Mushroom Base




Photo 10 - Remains of the Mushroom

Paul apologized for the failure but it was the hardest cone that he had every tried to turn. Photo 11 shows what the mushroom would have looked like.

The last project was a wine coaster, photo 12. The turning of this piece is the same as turning a bowl using a piece of wood approx.1 inch (25mm) thick.

At the end of the evening, Paul was thanked for an unusual demonstration and to say that we hope to see him again very soon.



Photo 11



Photo 12

The last photo shows the work pieces which the members have brought in to show their work and for judging for entry into the S.A.W.S Open Day competition. The venue is the Mytchett Community Centre, 140 Mytchett Road, Camberley GU16 6AA



So with that the members mucked in and cleaned up and put all the equipment away and a good evening was had by all.

Written by Don Smith with photos from the laptop by Steve Hugo and myself.