


Forest of Bere Woodturners Association



Autumn 2012 Edition

Quarterly Magazine

Contents

Advertisements.....	..2	Competition Winners 2011/2012.....	14
Editorial.....	3	Advertisement.....	15/16
A Message from the Chairman....	4/5	An Orifice Hook.....	17/19
Embroidered Shirts.....	5	Gallery.....	20
Charities.....	6	Monthly Competition Results.....	21/22
Saturday Club.....	6	Cup Competition Results.....	23/24
Paul Nesbitt Demonstration.....	7/9	Competition Programmes.....	25/26
Gallery.....	10/11	Advertisement.....	27
Turning Tips.....	11/13	Committee Details 2011-2012.....	28
Welcome New Members.....	13		

For All That Your Bathroom Needs



PPS

**Portsmouth
Plumbing
Supplies**



- Affordable Luxury Bathrooms
- Many Displays Over 30 Suites
- Extensive showroom 3,000 sq feet.
- Accessories
- Bathroom Furniture
- Expert Advice
- **FREE DELIVERY**

Waterlooville
023 9226 6662



Open 8am-5pm Mon-Fri Sat 8am-12pm 37 London Road,
Free Delivery Across The South Coast Purbrook

John Davis Woodturning Centre

**The Old Stables, Chilbolton Down Farm,
Stockbridge, Hampshire SO20 6BU**

(3 miles east of Stockbridge on the A30)

Tel **01264 811070**

Open 10.00am –5.00pm Wednesday to Sunday

Brimarc
Crown Tools

Planet Manufacturing

Chestnut Products
Jet (Axminster)

Robert Sorby

Craft Supplies

Meantime Designs

5 Star Adhesives

Tuition by John and other Registered Professional Turners

Regular masterclasses & demo's • Native & Exotic Blanks • Australian Burrs

www.johndaviswoodturning.co.uk

Owned & Managed by a Professional Woodturner for all your turning requirements

Welcome to the Autumn edition of our magazine.



And so another year has passed where has the time gone? Perhaps a degree of age related slowing down using time less efficiently. Well now is the time to start planning ahead, the competition programme for the next year has been finalised. The competition committee have tried to co-ordinate the groups, setting progressively more challenging projects to help those entering develop their woodturning skills and (woodturning) imagination. There will be an additional challenge, set again by Ken Briffett for the Open Weekend. Full details will be included in the next magazine.

Congratulations to the various cup winners for this year, the competition tables and the Gallery pages in the magazine and on the website have showcased some very fine work. It takes considerable determination to produce a masterpiece a month!

I again invite all members to consider recording your projects as you work them through and that very much includes newer members. I am very pleased to be able to include two articles concerning new turners in this issue and hope to receive more.

My stair spindles are now fitted, well the landing ones are, the stair set are still a work in progress. It has been a challenging but satisfying project, pine or at least the pine available to me is variable in its turning quality. It is not cheap so it is knots and all, keeping them to the square section as far as possible. Unlike a professional I can take my time and enjoy each spindle, including those knots.

Thank you to all the contributors to this issue, the competition result tables are impressive, copied in by me but meticulously collated and drawn up by Don Smith using figures supplied by the Judges inspecting work from the membership, truly a team effort!

Rick Smith


Visit the club website, this magazine and back issues are available in full colour PDF format along with much much more.

www.forestofberewoodturners.org.uk

Another year has passed and by the time you read this the 2012 AGM will be over and you may have a new Chairman. However, whoever is the Chairman, we have a Club that is going from strength to strength with on average between 60 to 80 members attending each meeting.

Thank you all for your support!

Once again I must thank the Committee and the many helpers for their behind the scenes activities.



The 2012 / 2013 Club programme cards will be available at the next meeting thank you to John Webb for his time and effort to make these arrangements.

I am pleased to report that the Saturday Club after 2 years is still in full swing with up to 18 members attending. The standard achieved amongst the beginners has been excellent and entries into the club competition have been tremendous. It is intended to continue running the Saturday Club and anyone is allowed to attend but, I must stress that priority on the lathes will be given to Beginners.

The demonstrations given by John Davis (October), Stuart King (November), Gary Renouf (February), Margaret Garrard (March), Mick Hanbury (April), Gary Rance (June) and Paul Nesbitt (July) were excellent, informative and well attended. The Open Week-end was poorly attended this year, we believe, because of the change in weather and so much Sport going on. Thank you to all the club members who willingly gave demonstrations when asked.

I am sorry the Turn-in on Wednesday 15th August did not run as smoothly as hoped but lessons have been learnt for the future. I am sure it was of some value to members who went away with some good ideas about Jigs etc.

Paul Nesbitt's grandson Alfie, age 9, gave us a demonstration at the Turn-in, turning and finishing a bud vase. It was quite exceptional and kept members enthralled for 40 minutes. He observed safety rules and showed a remarkable dexterity in the use of his lathe and tools.

He was a pleasure to watch. Thank you and well done Alfie.

Competition entry numbers were up this year and standards were extremely high. The entries for Paul Nesbitt's annual competition task were excellent and some very fine Alarm Clocks produced (page 9). The K.I.S.S display, proposed and organized by Ken Briffett for the Open Weekend was a great success resulting in much effort and many entries from members. It is hoped to hold a similar event next year.

The Competition programmes for 2012 / 2013 are published within this magazine and also available on the website. I can announce that John Wyatt has volunteered to become a Committee member and Chief Competition Judge providing he is voted in and will relieve Eric Warnecke of judging duties. Eric has offered to shadow him for a further year. Our thanks go to Peter Withers, who is standing down both as a Committee member and as a Competition Judge, for all of his time and effort in the past years. We therefore still require another Judge before the year is out!

I must thank Don Smith (Vice Chairman), Derek Blake (Secretary) and Colin Holman (Treasurer) for their extensive behind scenes efforts for the benefit of the club. Once again our Webmaster Dave Hutchings and Magazine Editor Rick Smith have spent long hours producing information and advertising the Club. I have had comments that the Magazine and Website are as good as any Club's in the country. Thank you both. Thanks must also go to Arthur for running the Raffle, the money collected helps to pay for the magazine.

My thanks also go to Ray Matthews and Roy Merritt for the production of many excellent photographs of Club events which help to enhance the magazine articles.


Jim Casemore our Librarian has made the storage boxes, updated and provided an excellent Library at every club night, thank you Jim.

Whether I am at the helm or not I hope 2012 / 2013 will be another great year for the Club with your continuing support.

Thank you for my second successful year

David Jenkins Chairman

**Bottle Green Polo Shirts and Sweatshirts with FOBWA
embroidered logo and your name**



❖ Polo shirt	£17.86
❖ Sweat shirt	£20.50
❖ Long Sleeved Polo Shirt	£21.10

On your own garment you can have

❖ Club badge embroidered	£6.60
❖ Name embroidered	£2.10
❖ Face shields with brow guard	£10.50

Contact Derek Blake

Prices include VAT at 20%

During 2012 / 2013 The Forest of Bere Woodturners Association will support

**Macmillan Cancer Support
Hampshire and Isle of Wight Air Ambulance.**

David Jenkins or Don Smith will be pleased to advise you on production issues.

Any items that you would like to donate are acceptable.

Please continue with your generous efforts.

Visit the club website

www.forestofberewoodturners.org.uk

Email Dave Hutchings

webmaster@forestofberewoodturners.org.uk

with your webpage content or enquiries

Saturday Club

A Beginners Class is run once a month, normally a Saturday morning, 9.00am – 1.00pm. The training covers a range of basic woodturning techniques, starting with tool control and sharpening, aiming to help the students become safe, confident and proficient in the art of Woodturning.

Bring your own tools for guidance on sharpening them. There is a £5.00 charge to cover the hire of the hall and refreshments, help with setting up and storing the equipment is appreciated. See the Training and Competition pages at the website for more details.

www.forestofberewoodturners.org.uk

All new members are welcome!

Saturday Club Dates 2012 / 2013

2012

Oct 13th

Nov 10th

Dec 8th

2013

Jan 12th

Feb 9th

Mar 9th

Apr 13th

June 8th

July 13th

Aug 10th

Sept 14th

Oct 12th

Nov 9th

Paul Nesbitt was introduced as the demonstrator for the evening and he in turn introduced Alfie, his grandson.

Paul was obviously pleased to inform the audience that Alfie had taken up woodturning and now had his own lathe and tools. It was suggested that Alfie might give a short demonstration at the August meeting.

Paul commenced by gripping a block 4 x 1½ x 1½ inches in the chuck jaws and turning it to a cylinder, he left the audience guessing as to the project. After about 15 minutes he had turned and finished two pieces resembling mushrooms. He then showed us the completed project, an alarm clock. Paul turned the clock body and fitted the clock face continuing, after the break, to make and polish two feet for the clock and complete the assembly. He kindly allowed the clock schematics to be published on the Forest of Bere website, under projects, showing the dimensions and method to turn and assemble the clock which would be the August competition piece.



Paul concluded the evening by turning a spinning disc, a fun project which most of the audience had seen and probably used at some time in their childhood. Paul promised to return for the August meeting to judge the members' competition Alarm Clock entries. Thank you Paul, for yet another enjoyable evening.



As suggested, Alfie accompanied Paul to the August meeting bringing his lathe and some examples of his turned work. Paul introduced Alfie, age 9, and invited him to demonstrate how he turns a bud vase. Alfie carefully mounted a piece of yew on to his lathe and proceeded to use a drill bit held in the tailstock to drill for the liner. Bringing up the tailstock for support he then turned the vase to the required shape. He showed a lot of skill and dexterity whilst using several tools. He was very conscious of safety. Using several grades of abrasive paper and wearing a filter mask he sanded the vase to a very smooth finish, applied sanding sealer followed by a finishing wax polish and buffed the vase to an excellent finish. The way he conducted himself on the lathe was a credit to the way he has been taught by Paul, if he stays with his turning he will surely be in demand around the country to demonstrate as he gets older.

Thank you Alfie for a very entertaining 40 minutes.

And so to the competition, it was set in two parts the first as the standard club monthly competition, judged by Eric Warnecke, to the normal criteria with the winners declared as Beginners • **Malcolm Bryant** Novice • **Alan Brown** Intermediate • **John Daniells** Advanced • joint winners **Mike Haselden** and **David Marsh**.

There were fifteen entries all told, three Beginners, one Novice, three Intermediate and eight Advanced. After much deliberation Paul adjudged his winners to be Beginners • **Tim Sheppard** Novice • **Alan Brown** Intermediate • **John Daniells** Advanced • **David Marsh** presenting each with a bag of wood. Well done to all the entrants and a big THANK YOU to Paul for setting the task.

David Jenkins



Above and right

Alfie and some examples of his work



Left Paul with some of the clocks from the Advanced section

Photos by Roy Merritt

Gallery



Gallery

Top Left and Right Two natural edged bowls from Ken Briffett's collection, notice the intersecting curves of the natural edges, the grain and the turning blended with the wood colour.

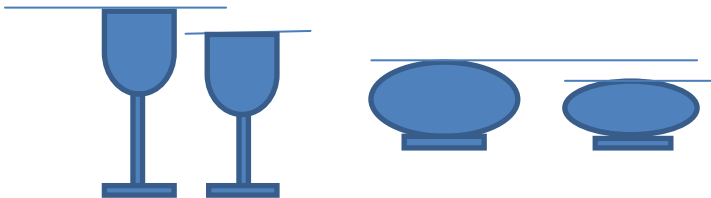
Centre Left and Right and Bottom Left These dish shaped pieces, not quite bowl not quite platter, cleanly turned and finished to highlight their grain and decorative construction.

Bottom Right Another natural edge bowl from Ken Briffett's collection, the rim distorted by the effects of evaporation. Looking into the bowl is looking back into time....

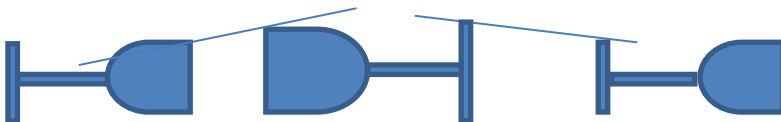
Photos from the July meeting by **Ray Matthews**

Turning Tips

1. If you are making 'two of kind' check the obvious dimensions for consistency. Not necessarily by measurement, but by direct comparison for example
 - heights



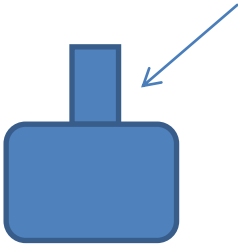
- diameter at the top and bottom



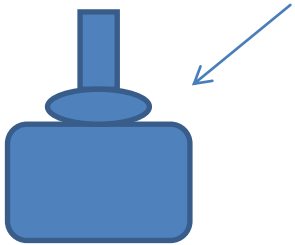
- 2. If you are replicating a particular curve whether on the same piece or on a second one, use the same tool. Sharpening, re-sharpening or honing between cuts ought not to significantly change the tool profile. In each case, provided it is not silly to do so, offer the tool to the work in the same manner.
- 3. Flat bottoms, absolute flat is always difficult and any tendency to warp or standing on an uneven surface will cause a wobble for which you will be blamed. The answer is to slightly 'dish' the bottom. This will avoid your item rocking and also provide some stability on a slightly uneven surface.



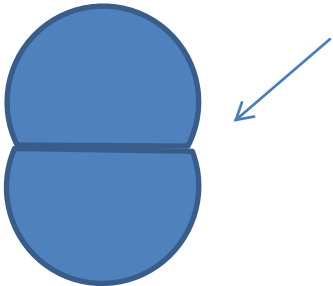
- 4. Joints, unless required as part of the aesthetic appearance, look better when they cannot be seen!



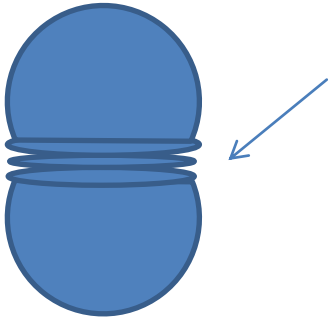
Now you see it.....



Now you do not.



Now you see it.....



Where is the join here?

5. Fine edges, especially on wide grained, course grained or erratically grained timber will chip and spoil the finish.



Avoid if possible

With care a chip here
can be recovered

6. Natural Edged items can often have a tendency for the bark or the natural edge to chip, spoiling the work. At some stage before the finishing cuts, particularly if you suspect the integrity or security of your 'edge', judicious use of cyanoacrylate ('super') glue or melamine lacquer on and around the loose or suspect area should increase your chances of success. A second coat as you approach the finishing cuts may also be beneficial but take care not to stain the wood.
7. Candle sticks and candle holders, drill the hole and work the area around it first to ensure they remain concentric.
8. Matching the grain alignment when two items come together is critical. No matter how good the turning, inappropriate grain alignment can spoil a delightful piece. It is better to be totally at variance, at right angles, than just a couple of degrees out. If several pieces come together there will be several combinations of grain, decide which is the best arrangement, do not just leave it to chance.

I hope a these suggestions will help.

Eric Warnecke

A Warm Welcome to New Members

On behalf of the club, I would like to welcome eight new members.

**Graham Lawrence • Robin Potter • Peter Skrzypczac • Howard Pollard
Greg Long • Richard Bray • Jim Godfrey • Nigel Wilkinson**

I hope the friendship, the activities and the resources of the club will help you to further enjoy and develop your woodturning.

Your feedback on any aspect of the club will be most welcome.

COMPETITION WINNERS FOR 2011/2012

<u>Beginner</u>	<u>Position</u>	<u>Name</u>	<u>M/ship No</u>	<u>Points</u>
<u>1st Year</u>	1 st	Malcolm Bryant	384	524
	2 nd	Tim Sheppard	423	469
	3 rd	Chris Nicholls	383	420
 <u>Novice</u>	1 st	Alan Brown	315	538
Keith Waterman who passed away in May entered the first 7 months				
<u>Intermediate</u>	1 st	John Daniells	318	556
Two other members entered once or twice				
 <u>Advanced</u>	1 st	David Marsh	360	623
	2 nd	John Wyatt	351	615
	3 rd	Mike Haselden	303	579

Cup Winners and Overall Positions

Mayor of Havant 2010/2011 Shield won by **Malcolm Bryant (384)** with 93 points

Woodturner of the Year Cup won by **David Marsh (360)** with 107 points

Don Smith Challenge Cup won by **John Wyatt (351)** with 103 points

Runners Up

3rd Mike Haselden • 4th Ken Briffett • 5th Kim Rogers • 6th John Webb

Special awards to **Alan Brown** and **Jack Daniells** for entering all 12 projects with little competition. Alan has 112 points and John has 119 Points

Wireless & Home Networking



BROADBAND ROUTER & 1 PC SETUP	£35
EACH ADDITIONAL PC	£5

Please note: Above are labour charges only, equipment supplied will be subject to survey and will be an additional cost.

Wireless networking is the cheapest and most effective way to connect all of your computers to the internet, share files and printers.

Innovation are leading experts in this field, able to:

Survey, making sure you get the right equipment

Install, all wireless equipment quickly and professionally

Secure, from anyone attempting to hack your wireless link

Call us now, for a fast professional and friendly service!



07979 052 296

Innovation IT Services, 9 Avon Court, Crombie Close, Waterlooville, Hampshire, PO8 8NE

Computer Repairs



PC BROKEN ?

Full Diagnostic only £35

DATA RECOVERY

Data Recovery from £40

**RUNNING SLOW, GOT
A VIRUS?**

Full System Reload from £50

TAYLOR MADE PC

From as little as £200

NEED ADVICE?

Call us, its Free!

Fast, professional and friendly service. Full workshop facilities available. Simply give us a call, we will collect your computer and return it fixed; usually within 48 hours

Broadband & Wireless Networking starting from £35



07979 052 296

Innovation IT Services, 9 Avon Court, Crombie Close, Waterlooville, Hampshire, PO8 8NE

After having visited Making Space Studios at Leigh Park on 12 May 2012 where some textile and glass activities were going on in their craft room as part of Havant's May Day Arts Trail, I thought I would go also to the Forest of Bere Woodturners Association Open Weekend held at St. John's Ambulance Building in Fraser Road, Bedhampton. I had no idea what to expect as I opened the door of this building. I was greeted at the door and could instantly see that I was very much in a masculine environment, quite the antithesis of our own Guild meetings where gentlemen are very much in the minority. I could see various exhibition stalls positioned around the hall and much exchanging going on between the stall-holders and the public, one of which was Mr John Davis of The Weavers Loft near Stockbridge who works as a spinning equipment maker and restorer. I looked all about the hall noting the lovely wooden turned exhibits, some of which had been judged and had their rosettes on display.

I spotted a school boy being shown how to turn a pen on a lathe and went over to see what was going on saying to myself, "Cor! I wouldn't mind having a go at that too!" It was the first time I felt that as a female I was venturing into a man's world and made enquiries as to whether there were actually female members of The Forest of Bere Woodturners Association and was told laughingly that there were several and indeed, some of their visiting Speakers are also women! I watched the school boy complete his pen and I stood there incredulous that a piece of industrial product design could actually be made on the spot under the guidance of an experienced wood-turner. I said I was interested in spinning equipment and admired a wheel that was on display, thinking how the spindles were turned and its overall design compared to the ones I have at home.

Mr Derek Blake, otherwise known as The Pompey Penmaker, offered me the use of his lathe to make whatever orifice hook I cared to make and that I could select either an oblong piece of man-made material or a piece of recycled beech wood furniture. As a great fan of recycling, I immediately chose the piece of beech and was told to put on a helmet to protect my face from flying bits. At this point, I felt I was actually a 'man', the mere action of putting on protective gear of this kind

made me associate myself with workmen on a building site as much as a temporary student of the art of wood-turning! "Plough on!" I said to myself, and also hearing words of encouragement from the gentlemen all around me as I took up the first chisel to peel away at the oblong of wood which was turning rapidly by now.

It took about fifteen minutes to shave off the smooth part of my wooden orifice hook and all the while being shown how to hold the chisel against the wood, what pressure, what angle and seeing the results appear slowly and the handle taking shape. I had shown Mr Blake exactly what size my hand was in relation to the oblong and the beech wood had been cut to a length perfect to fit my hand plus a centimetre or two extra for ornamentation grooves to be put on the end. Other chisels were used to shape the grooves at the end and all have special names in wood-turner terminology.

After about thirty minutes or so, my orifice hook was really looking good and so sand paper was used to sand it down, using a medium one, then a fine one so that the surface was as smooth as a dolphin. Finally, some wood preservation was applied and it gave the piece a lovely shine and brought out the beech colour of the old recycled wood.

We turned off the lathe after about forty minutes and I felt an enormous sense of pride that I had persisted in my pursuit of discovery, that ANY woman could do this, that us women could turn beautiful bobbin-legged furniture, bowls, pieces of art work and so on and I left the hall later filled with a real sense of gratitude to the members of the wood-turner's association in the hall who were so willing to share their knowledge with me, a woman after all, who went in there with a quite specific request to make a spinner's orifice hook instead of a pen!

Mariana Zoupanos

Thank you to Dawn Dunlop, Newsletter Editor for Hampshire Guild of Weavers, Spinners and Dyers for permission to use this article, she wrote 'Here is the finished article that was published in the Hampshire Guild WSD newsletter this week that Mariana wrote after her visit and venture into woodturning. It was great to read this and I think it's a lovely idea to invite Derek along to the Open day in September'.



Above

Mariana at the lathe

Right

Orifice Hook by Mariana



Gallery



Some further turnings from Ken Briffett's collection exploring shape colour and texture.

Photos by **Nick Lipscombe**

Forest of Bere Woodturners Association Monthly Competition Results 2011 / 2012

MEMBERSHIP NO	SEP	OCT	NOV	DEC	JAN	FEB	MAR	APRIL	MAY	JUNE	JULY	AUG	TOTALS
BEGINNER													
317 BRIAN BOCKING		43			46								89
329 JONATHAN BUTT	46	43	47			43		38		43	49		309
359 FRANK CHATFIELD		42	41		51	45				46			225
363 JAMES GILDER		41											41
380 STEVE YOUNG		40	43										83
381 ALAN ALDRIDGE	45	47	47		50	47							236
383 CHRIS NICHOLLS		44	45	47	53	45	48	44	46		48		420
384 MALCOLM BRYANT		51	43	51	53	44	53	43	44	46	49	47	524
388 CLAIRE WASKETT					50	44	45	47	48	46	50	46	376
395 TIM SHEPHARD	51	46	37		53	47	42	49	46		52		423
396 GARY CONWAY		47	45	50	51	44	49	42	44			45	417
NOVICE													
313 KEITH WATERMAN	48	46	50	50	47	48	51						340
315 ALAN BROWN	44	47	47	45	43	50	46	38	45	42	45	46	538
365 DAVE REYNOLDS	48	43											91
413 ROBIN POTTER											47		47
LATE ENTRY POINTS COUNT FOR GROUP = NOT FOR CUP COMPETITION													

Forest of Bere Woodturners Association Monthly Competition Results 2011 / 2012

MEMBERSHIP NO	SEP	OCT	NOV	DEC	JAN	FEB	MAR	APRIL	MAY	JUNE	JULY	AUG	TOTALS
INTERMEDIATE													
243 MICHAEL DENTON							43				42	44	129
308 JOHN SMITH				50									50
318 JOHN DANIELLS	53	45	46	44	50	42	47	37	45	52	47	48	556
407 DON HALL												42	42
ADVANCED													
21 DON SMITH	52												52
74 JOHN WEBB	50	50	48			47		46			47		288
153 KEN BRIFFETT	51	50	49	53			51	52	52	52	50		460
188 RICK SMITH		53											53
212 CLIFF WILLIAMS			46									48	94
220 DAVE JENKINS	48	47											95
254 BRIAN MITHCHELL	53												53
295 KIM ROGERS	52	49	46	51				48	47	49			342
303 MIKE HASELDEN	49	53	51	54		53	53	54	53	54	53	52	579
319 ARTHUR NEWLAND		47					49					45	141
351 JOHN WYATT	53	51	54	53	51	49	53	50	54	45	51	51	615
360 DAVID MARSH	54	54	54	52	52	49	50	48	52	54	52	52	623
LATE ENTRY POINTS COUNT FOR GROUP = NOT FOR CUP COMPETITION													

Forest of Bere Woodturners Association Cup Competition Results 2011 / 2012

MEMBERSHIP NO	SEP	OCT	NOV	DEC	JAN	FEB	MAR	APRIL	MAY	JUNE	JULY	AUG	TOTALS
BEGINNERS													
317 BRIAN BOCKING		5											5
329 JONATHAN BUTT	9	5	10		3	3		5		7	8		50
359 FRANK CHATFIELD		3	3		7	8				10			31
363 JAMES GILDER		2											2
380 STEVE YOUNG		1	5										6
381 ALAN ALDRIDGE	8	9	10		5	10							42
383 CHRIS NICHOLLS		6	8	8	10	8	8	8	9		6		71
384 MALCOLM BRYANT		10	5	10	10	6	10	7	7	10	8	10	93
388 CLAIRE WASKETT					5	6	7	9	10	10	9	8	64
394 WILLIAM BURIE			6										6
395 TIM SHEPHARD	10	7	2		10	10	6	10	9		10	9	83
396 GARY CONWAY		9	8	9	7	6	9	6	7				61
NOVICES													
313 KEITH WATERMAN	9	9	10	10	10	9	10						67
315 ALAN BROWN	7	10	9	9	9	10	9	10	10	10	9	10	112
365 DAVE REYNOLDS	9	8											17
413 ROBIN POTTER											10		10
LATE ENTRY POINTS COUNT FOR GROUP = NOT FOR CUP COMPETITION													

Forest of Bere Woodturners Association Cup Competition Results 2011 / 2012

MEMBERSHIP NO	SEP	OCT	NOV	DEC	JAN	FEB	MAR	APRIL	MAY	JUNE	JULY	AUG	TOTALS
INTERMEDIATES													
243 MICHAEL DENTON							9				9	9	27
308 JOHN SMITH				10									10
318 JOHN DANIELLS	10	10	10	9	10	10	10	10	10	10	10	10	119
407 DON HALL												8	8
ADVANCED													
21 DON SMITH	8												8
74 JOHN WEBB	5	6	6			7		5			6		35
153 KEN BRIFFETT	6	6	7	9			8	9	8	8	7		68
188 RICK SMITH		9											9
212 CLIFF WILLIAMS			5										5
220 DAVE JENKINS	3	3											6
254 BRIAN MITHCHELL	9												9
295 KIM ROGERS	8	4	5	6				7	6	7			43
303 MIKE HASELDEN	4	9	8	10		10	10	10	9	10	10	10	100
319 ARTHUR NEWLAND		3					6					6	15
351 JOHN WYATT	9	7	10	9	9	9	10	8	10	6	8	8	103
360 DAVID MARSH	10	10	10	7	10	9	7	7	8	10	9	10	107
LATE ENTRY POINTS COUNT FOR GROUP = NOT FOR CUP COMPETITION													

COMPETITION PROGRAMMES 2012/2013

Meeting	Beginner
17 Oct 2012	Log decoration with three different sized mushrooms
21 Nov 2012	200mm (8") Rolling pin with handles
19 Dec 2012	Hanging Christmas decoration
16 Jan 2013	Matching shaped Light pull and Bud Vase
20 Feb 2013	Sweet bowl the largest diameter you can turn comfortably on your lathe, state on your entry the swing over your lathe bed
20 Mar 2013	Design and turn your own candlestick incorporating both faceplate and spindle turning
17 Apr 2013	Sewing Needle Case a drawing will be supplied as a guide
15 May 2013	Lidded box with a plain lid
19 Jun 2013	One apple and one pear
17 Jul 2013	Egg & egg cup
21 Aug 2013	Piece as demonstrated by Paul Nesbitt at July meeting
18 Sep 2013	Piece to show off your turning abilities
Novice	
17 Oct 2012	Mushroom Box
21 Nov 2012	Toy
19 Dec 2012	Hanging Christmas decoration
16 Jan 2013	Wooden Bowl minimum size 200 x 50 (8" x 2")
20 Feb 2013	Sherry Schooner
20 Mar 2013	6 mug capacity mug tree
17 Apr 2013	Sewing Needle Case research the Internet 'Victorian needle cases'
15 May 2013	4 matching egg cups on a stand with a central column
19 Jun 2013	Single tier Ear ring stand
17 Jul 2013	Pot Pourri with a wooden finial lid
21 Aug 2013	Piece as demonstrated by Paul Nesbitt at July meeting
18 Sep 2013	Piece to show off your turning abilities
Intermediate	
17 Oct 2012	Mushroom Box
21 Nov 2012	Toy
19 Dec 2012	Hanging Christmas decoration
16 Jan 2013	Wooden Bowl with foot depth inside bowl 50mm (2")

20 Feb 2013	Finial Box a drawing will be supplied as a guide
20 Mar 2013	Gavel and Block
17 Apr 2013	Darning mushroom incorporating a sewing needle case in the handle
15 May 2013	4 matching egg cups on a stand with a central column
19 Jun 2013	2 Tier ear ring stand
17 Jul 2013	Pot Pourri with a wooden finial lid
21 Aug 2013	Piece as demonstrated by Paul Nesbitt at July meeting
18 Sep 2013	Piece to show off your turning abilities
Advanced	
17 Oct 2012	Saturn (as the planet) bowl drawing supplied if required
21 Nov 2012	Pair of Gary Rance style matching candlesticks
19 Dec 2012	Hanging Christmas decoration
16 Jan 2013	Fruit bowl with 6 mixed fruit
20 Feb 2013	3 legged stool with decorative legs drawing supplied if required
20 Mar 2013	Pestle and mortar
17 Apr 2013	Involute turned table lamp
15 May 2013	Vertically staved biscuit barrel
19 Jun 2013	Secret Box to your own design
17 Jul 2013	Scalloped rim vase 203mm - 230mm (8" - 9") tall
21 Aug 2013	Piece as demonstrated by Paul Nesbitt at July meeting
18 Sep 2013	Piece to show off your turning abilities

If you are planning a project take out some time, if you can, to record your progress. It is relatively easy these days to take good quality photographs, combine these with some relevant notes and there is your article.

If you find a project interesting and challenging so will other members.



Artyzan



PRINT SOLUTIONS

Broadmarsh Business Centre
45 Harts Farm Way
Havant
PO9 1HS
02392 449708

W.L.West & Sons Ltd

est 1865

Sawmillers & Timber Merchants

Temperate & Tropical Hardwoods
Hardwood floors supplied and installed.
Bespoke hardwood worktops.
Gate and Fencing contractors
Machining facilities for the carpentry & joinery industry.

Smaller User & Enthusiast Shop

European & Exotic hardwoods • Australian Burrs •
Woodturning blanks • Carving timber • Tools &
finishes by Sorby • Crown Tools • Ashley Iles
Chestnut • Accessories by Craft Supplies
Ideal for DIY, Turning & carving enthusiasts

Shop Email: shop@wlwest.co.uk

Shop open: Mon-Fri 8am'til 5.

Sat 9.00 am-1.00pm

Find us half way between Midhurst & Petworth just off of the A272
opposite the Half Way Bridge Inn

Selham, Petworth, GU28 0PJ

t: 01798 861611

f: 01798 861633

sales@wlwest.co.uk www.wlwest.co.uk

The Forest of Bere Woodturners Association

Committee			2011 - 2012
Chairman	David Jenkins	davidjenkins1@ntlworld.com	023 92265551
Vice Chairman	Don Smith	d.smith2@donaline2004.plus.com	023 92473528
Secretary	Derek Blake	derek.blake57@ntlworld.com	02392 692926
Treasurer	Colin Holman	colinholman@live.co.uk	023 92593011
Magazine Editor	Rick Smith	ricksmith@tiscali.co.uk	023 92526637
Web Master	Dave Hutchings	daveandpaulineh@o2.co.uk	023 92385385
Prog. Organiser	John Webb	j.n.webb1935@uwclub.net	013 29311744
Member	Peter Withers	peterwithers38@googlemail.com	023 92786130
Member	Bill Thorne	bill.thorne2@virgin.net	013 43672992

Helpers

Chief Judge	Eric Warnecke	helped by Pete Withers
Library and Badges	Jim Casemore	
Club Night Teas	Volunteers on the night	
Raffle	Arthur Pike	

Meetings

The club meets on the Third Wednesday of the Month at The St. John Ambulance Hall, Fraser Road, Bedhampton, Havant, Hants. PO9 3EJ (Opposite the Rugby Club) 1915 till 22.00hrs.

Disclaimer

Entries in this publication are the opinions of the contributor and are not necessarily approved or endorsed by either the Editor or the Officers of the Club.