


# **Forest of Bere Woodturners Association**



**AGM.-Autumn 2008 Edition**

**Quarterly Magazine**





Content

<p>Advertisements.....2</p> <p>Editorial.....3</p> <p>A Message from the Chairman.....4</p> <p>Sizing with callipers.by.Mike Haselden.....5</p> <p>Ron Hewlett's Tip Of The Month.....5</p> <p>Advertisements..... 6/8</p> <p>Club Announcements..... 9</p> <p>Competition Winners 2007/2008.....10</p> <p>Monthly Copetition Results.2007/2008.....11</p> <p>Junior Club's New Website.....11</p> <p>Cup Competition Results.2007/08.....12</p> <p>Wood For Woodturning Almost Free..... 12</p>	<p>Competition Prog 2008/9 Beginners/Nov.13</p> <p>Welcome to New Members.....13</p> <p>Competition Prog 2008/9 Int/Advanced.14</p> <p>Forthcoming Comp. Programme Novice.15</p> <p>Forthcoming Comp. Prog. Int/Adv. .... 16</p> <p>July Evening.Paul Nesbitt. by Boots... 17/18</p> <p>2009 Programme of Events. J.Webb.....19</p> <p>Stop Press Lathe For Sale.....19</p> <p>Rag Snatch by John Hilton.....20</p> <p>Turn Out Your Feelings .....21</p> <p>Advertisements..... 22/23</p> <p>Committee Details - 2007-2008 ..... 24</p>
--	--

Autumn Quarter

Sept 2008

www.rpm-repro.co.uk

Short-run digital and litho printing


Catalogues, stationery & books

direct mailing

Self-published books – ideal for local history, novels and biographies

design and illustration service

Expertise at your fingertips



FREEphone: 0800 0131 777
email: sales@rpm-repro.co.uk

2-3 Spur Road, Quarry Lane, Chichester, West Sussex, PO19 8PR    t 01243 787077    f 01243 780012    isdn 01243 786473



## Selsey Arts and Crafts

138 High Street, Selsey, PO20 0QE

0797 058 5770

**Unique Cards and Gifts. All hand crafted locally.**

Come and see us. You can browse at leisure, chat to one of our crafters, or maybe even buy if you like.

Opening times:

Mon, Tue, Thu, Fri, Sat	10:00 – 16:00
Wed	10:00 - 13:00



## **Editorial**

### **Well it looks as though the Autumn has really arrived with a vengeance Eh?**

This is going to be the very last Magazine that I edit for the club, provided that you all elect Rick Smith to be my successor this evening that is.

I have enjoyed being the editor for you all, well most of the time anyway. Except maybe when I was still up at 2.00am trying to get the thing off to the printers.



### **I would like to wish Rick Smith good luck in producing the magazine in the future.**

### **I will still be around to give any assistance that may be needed to Rick.**

You may all have heard tonight that Bill Thorne has suggested that we adopt the "Fareham and Gosport Inshore Rescue Group" as our sponsored charity group for the coming year. I think that this is a great idea, and maybe we can adopt a different group for the next year, and so on. Please give as much help and support to Bill as you can to assist with this venture.

The Junior club has now got its very own website, designed and run by the juniors themselves with a little help from some of our members. **Well done all.** The link to the new site is listed below and on page 11 of this magazine.

On a personal note, for those of you who don't already know, I will have changed my place of employment by the time this magazine is printed. I shall be only working part time from now on, so I hope to be able to do a lot more turning and helping other people, so look out Angy I may be back to help at PDS soon.

Finally I would like to thank all the subscribers to the magazine who have kept me going over my term as editor. Without your input it would have been impossible to maintain the high level of readability that I hope has been achieved.

**Thank You All**

**Derek Blake - Editor.**

**Don't forget to visit the website "[forestofberewoodturners.org.uk](http://forestofberewoodturners.org.uk)"**

**Don't forget to visit the Juniors website "[forestofberejuniorwoodturners.org.uk](http://forestofberejuniorwoodturners.org.uk)"**

Please keep sending in as much as you can for the mag. Preferably in A5 page format 9 or 10 point, with a 1cm margine all around, on a floppy, CD, DVD or Email me direct.Or even Hand Written copy.

**E-mail : [derek.blake57@ntlworld.com](mailto:derek.blake57@ntlworld.com)**

## **A Message from the Chairman**

As we enter our 17<sup>th</sup> year, the club is still going from strength to strength and it is all down to the way you, the members, pull together. Also to that small band of enthusiastic members, who come up with all these wonderful ideas, I offer my thanks to you all. After yet another eventful year our biggest change being our membership increasing to 110.



My thanks to Bill Thorne my Vice Chairman who has taken quite a lot off my shoulders with the organizing of the "Turn-ins", controlling and the organizing of storing the lathes in the garage.

Then halfway through the year we welcomed on board Dave Hutchins into the post of Secretary who stepped in on the resignation of Carol Purnell, we thank her for the contribution she gave to the club also to David for volunteering to take on the post.

Throughout the year we have had many wonderful evenings with people like Colin Simpson in November, Margaret Garrard in February, Stuart King in March, and then the Masterclasses with Nick Agar and Tony Wilson. All with their own unique way of turning and making them very enjoyable and entertaining.

With Paul Nesbitt coming along in July showing us how to make a Spinning Top and then threw out a competition challenge to us all to make a Top for the August meeting. The response was exceptional with a winner from each category receiving a bag of wood blanks donated by Paul. Then it was really competition time with everyone who had entered, spinning their tops until the last one standing won a special prize it was great fun. The club presented Paul with a bottle of Red Wine to show our appreciation, making it yet another great evening.

I must just mention the Junior Club, which is going from strength to strength under the guidance and enthusiasm of Mick Giles. To all those who come along on a Saturday morning to help either by teaching or just being there, a very big thank you for without you it wouldn't be possible. Also to the parents who help clear up at the end, it is much appreciated by all the senior members.

Again thanks must go to Eric Warnecke for auditing the club accounts and with his side kick Peter Withers for judging the competitions month in and month out. Then we mustn't forget Ken Briffett who spends quite amount of his time planning the following years competition pieces.

I would like to say a special thank you to Jim Morris for his contribution as librarian and to mention that we are looking for someone to step in and help Jim each month not with just carrying the boxes in but help in running the library on club nights.

The coming year is going to be just as exciting as the last one as John Webb organizes the programme. In the coming months our Vice Chairman will form a committee to organize the Open Weekend event.

Lastly if any member feels he or she has a grievance about any aspect of the club then please bring it to the attention of the club officers who will do everything in their power to correct and implement it.

If I am duly elected to stand for a further year as Chairman I feel that it must be my last, as I would be completing another four-year term, so we will be looking for a new Chairman to take over next year.

**Don Smith – Chairman**

## **Sizing with Callipers.**

Sizing in with callipers is often a problem if the grain is a bit coarse, because the calliper points tend to dig in and judder. Braze or epoxy a couple of small washers cut to fit on the calliper points as shown in the picture and problem is solved. You will have smooth sizing in, every time.



Written and photographed by **Mike Haselden**

## **Ron Hewlett's Tip of the month**

Do use some form of helmet or other face protection when wood turning. The lump of wood being turned can come off the lathe at high speed and damage your face. A helmet with built in fan and dust mask such as the one manufactured by Trend is ideal as it stops you breathing in the dust whilst sanding. Do be careful when you remove the mask after sanding, as there will still be dust in the atmosphere. Some form of dust extraction is highly desirable to reduce the risk.

**Ron Hewlett**

**For All That Your Bathroom Needs**



**PPS**  
**Portsmouth Plumbing Supplies**

- Affordable Luxury Bathrooms
- Many Displays Over 30 Suites
- Extensive showroom 3,000 sq feet. • Accessories
- Bathroom Furniture • Expert Advice • FREE DELIVERY

**Waterlooville**  
**023 9226 6662**

Open 8am-5pm Mon-Fri Sat 8am-12pm  
 Free Delivery Across The South Coast 37 London Road, Purbrook

## John Davis Woodturning Centre

The Old Stables, Chilbolton Down Farm

Stockbridge, Hampshire SO20 6BU

(3 miles east of Stockbridge on the A30)

Tel **01264 811070**

Open 10.00am –5.00pm Wednesday to Sunday

Brimarc

Crown Tools

Planet Manufacturing

Chestnut Products

Jet (Axminster)

Robert Sorby

Craft Supplies

Meantime Designs

5 Star Adhesives

Native & Exotic Blanks/ stock, Australian Burrs

Tuition by John and other Registered Professional Turners


Regular masterclasses & demo's

Website: [www.johndaviswoodturning.co.uk](http://www.johndaviswoodturning.co.uk)

Owned & Managed by a Professional Woodturner for all your turning requirements

**Huge supply of BANKSIA-NUTS now in stock**

# Computer Repairs



<b>PC BROKEN ?</b>	Full Diagnostic only £35
<b>DATA RECOVERY</b>	Data Recovery from £40
<b>RUNNING SLOW, GOT A VIRUS?</b>	Full System Reload from £50
<b>TAYLOR MADE PC</b>	From as little as £200
<b>NEED ADVICE?</b>	Call us, its Free!

---

Fast, professional and friendly service. Full workshop facilities available. Simply give us a call, we will collect your computer and return it fixed; usually within 48 hours

---

*Broadband & Wireless Networking starting from £35*

---



**07979 052 296**

Innovation IT Services, 9 Avon Court, Crombie Close, Waterlooville, Hampshire, PO8 8NE

# Wireless & Home Networking



<b>BROADBAND ROUTER &amp; 1 PC SETUP</b>	<b>£35</b>
<b>EACH ADDITIONAL PC</b>	<b>£5</b>

*Please note: Above are labour charges only, equipment supplied will be subject to survey and will be an additional cost.*

Wireless networking is the cheapest and most effective way to connect all of your computers to the internet, share files and printers.

Innovation are leading experts in this field, able to:

**Survey**, making sure you get the right equipment

**Install**, all wireless equipment quickly and professionally

**Secure**, from anyone attempting to hack your wireless link

Call us now, for a fast professional and friendly service!



**07979 052 296**

Innovation IT Services, 9 Avon Court, Crombie Close, Waterlooville, Hampshire, PO8 8NE



## **FULL COLOUR copy of magazine?**

***You can now down load a copy from our website!***

***[www.forestofberewoodturners.org.uk](http://www.forestofberewoodturners.org.uk)***

Contact Mick Giles at the next meeting or drop him e-mail if you have any problem obtaining your copy.

Please visit the club website, and if you would like to contribute, submit your copy to Boots, either at the club or you can email him, at [mickgiles2008@yahoo.co.uk](mailto:mickgiles2008@yahoo.co.uk)

He will be only too pleased to take your article to the web. Ed.

## **Masterclass with PHIL IRONS**

**Saturday 1<sup>st</sup>. November 2008**

***On Saturday 1<sup>st</sup>. November 2008 The "Phil Irons" Masterclass will be held at The St.John Ambulance Hall, Havant.***

***Tickets will be available from "Tony Skerrett" at a cost of £18, which includes lunch.***

***Seats are limited so book NOW for this very good day out.***

***OPEN TO ALL MEMBERS AND GUESTS***

## **\*\*Stop Press Lathe for Sale on page 19\*\***

### **For Sale**

#### **Lathes and various Machine Tools**

**There are a great number of tools etc for sale at the moment within the club, too many to mention here. Sorry!**

Potential buyers please check out the club notice board on club night or visit the club website for a full listing of these tools.

Sellers please pass your listing to Mick Giles to add to the website and put a copy on the notice board (remember to remove when item sold).

**FOREST OF BERE WOODTURNERS ASSOCIATION  
COMPETITION WINNERS FOR 2007/2008**

**GROUP WINNERS**

	<u>Position</u>	<u>Membership No</u>	<u>Name</u>	<u>Points</u>
<b><u>Beginners</u></b>	1 <sup>ST</sup>	263	JIM CASEMORE	534
	2 <sup>ND</sup>	295	KIM ROGERS	533
	3 <sup>RD</sup>	293	DAVE HUTCHINGS	336
<hr/>				
<b><u>Intermediates</u></b>	1 <sup>ST</sup>	303	MIKE HASELDEN	468
	2 <sup>ND</sup>	243	MIKE DENTON	165
	3 <sup>RD</sup>	234	RAY MATTHEWS	126
<hr/>				
<b><u>Advanced</u></b>	1 <sup>ST</sup>	264	COLIN HOLMAN	475
	2 <sup>ND</sup>	153	KEN BRIFFETT	336
	3 <sup>RD</sup>	267	D WINSER	164

**Cup Winners and Overall Positions**

Winner of the "Woodturner of the Year" Cup  
295 (BEGINNERS) KIM ROGERS 110

Winner of the "Don Smith Challenge Cup"  
263 (BEGINNERS) JIM CASEMORE 109

**Runners Up**

3<sup>RD</sup> 64(ADVANCED) Colin Holman 101  
4<sup>TH</sup> 303(INTER) Mike Haselden 100

FOREST OF BERE WOODTURNERS ASSOCIATION													
MONTHLY COMPETITION RESULTS 2007/2008													
MEMBERSHIP NO	SEP	OCT	NOV	DEC	JAN	FEB	MAR	APR	MAY	JUN	JUL	AUG	TOTALS
<b>BEGINNERS</b>													
263 J CASEMORE	49	45	49	38	44	37	46	41	40	49	46	50	534
273 A SKERRETT						41							41
275 A RICHARDS		35											35
292 P WESTBROOK											41		41
293 D HUTCHINS			41	36	46	42	42	43	43		43		336
295 K ROGERS	43	47	43	31	37	42	51	48	47	46	49	49	533
304 BARRY ELKINS			39		44				40	47	46		216
313 KIETH WATERMAN												45	45
318 JOHN DANIELS									36				36
<b>INTERMEDIATES</b>													
220 D JENKINS	42												42
234 R MATTHEWS			40			48			38				126
239 DAVE COMLEY									41				41
243 M DENTON				40	43					40		42	165
303 M HASELDEN		40	40		43	49	49	43	49	52	52	51	468
319 A NEWLAND										43			43
<b>ADVANCED</b>													
5 E WARNECKE										46	42	43	131
47 PETE WITHERS												47	47
74 J WEBB					45				42	43			130
77 KEN WHITE										45			45
153 K BRIFFETT		51		49	48	48	44		48		48		336
188 RICK SMITH										43			43
207 M GILES	43	41	42	39									165
264 C HOLMAN	33	45	41	36	48	41	40	38	39	37	40	37	475
267 D WINSER	41	44	35						44				164

### **Junior Clubs New Website**

Make sure you visit the junior clubs new website.

[forestofberejuniorwoodturners.org.uk](http://forestofberejuniorwoodturners.org.uk)

FOREST OF BERE WOODTURNERS ASSOCIATION													
CUP COMPETITION RESULTS 2007/2008													
MEMBERSHIP NO	SEP	OCT	NOV	DEC	JAN	FEB	MAR	APR	MAY	JUN	JUL	AUG	TOTALS
<b>BEGINNERS</b>													
263 J CASEMORE	10	9	10	10	9	7	9	8	8	10	9	10	109
273 A SKERRETT						8							8
275 A RICHARDS		8											8
292 P WESTBROOK											6		6
293 D HUTCHINS			8	9	10	10	8	9	9		7		70
295 K ROGERS	9	10	9	8	7	10	10	10	10	8	10	9	110
304 B ELKINS			7		9				8	9	9		42
313 KIETH WATERMAN												8	8
318 J DANIELS									6				6
<b>INTERMEDIATES</b>													
220 D JENKINS	10												10
234 R MATTHEWS			10			9			8				27
239 DAVE COMELY									9				9
243 M DENTON				10	10					8			28
303 M HASELDEN		10	10		10	10	10	10	10	10	10	10	100
319 A NEWLAND										9			9
<b>ADVANCED</b>													
5 E WARNECKE										10	9	9	28
47 PETE WITHERS												10	
74 J WEBB					8				8	8			24
77 KEN WHITE										9			9
153 K BRIFFETT		10		10	10	10	10		10		10		70
188 RICK SMITH										8			8
207 M GILES	10	7	10	9									36
264 C HOLMAN	8	9	9	8	10	9	9	10	7	6	8	8	101
267 D WINSER	9	8	8						9				34

## WOOD FOR TURNING

I have recently acquired a stock of (mahogany), probably Sapele or Utile also some Oak, Ash, Beech, and others. If interested please phone Mike Haselden on 02380 464491. A small charity donation may be accepted. I can also cut to your requirements.

**Mike Haselden**

### Competition Programme 2008/2009

#### Beginners / Novices

Oct 08	A one piece rolling pin.
Nov 08	A single finial for a curtain rail/rod or pole end.
Dec 08	a suspended cluster of cones 100 - 150mm long x 20mm max dia with wire burnt grooves separating dyed coloured bands.
Jan 09	Turned Keyring board with five turned pegs.
Feb 09	Egg cup to suit a chocolate Easter Egg.
Mar 09	A small bowl or platter that can be inverted to display the eggcup.
Apr 09	Bowl with coloured rim, 150mm diameter.
May 09	A Teapot stand with inset ceramic tile and 3 turned feet "Teatime".
June 09	A laminated cheese platter not less than 150mm diameter in three compatible woods.
July 09	A Gavel and Block using working drawings supplied by Peter Withers.
Aug 09	Lidded box with a decorative military button set into the lid.
	<b>First project for 2009/2010</b>
Sept 09	A pair of Carrier Bag handles.

**NOTE: given dimensions plus / minus 10%  
All projects must be at least 80% turned  
Extra notes will appear in the Quarterly Magazine**

## **A Warm Welcome to New Members.**

On behalf of the club, I would like to welcome the following new members, who have joined since the June 08 issue of the magazine.

**Jonathon Butt. Brian Kilby. Ian Burrell. Harry Butler.**

I hope that you are finding the club to your liking, and maybe have already made some new friends.

Please feel free to contact any of the committee if you have any questions etc.

The committee contact details are on the back page of this magazine.

*Derek Blake - Editor.*

**New Members are the lifeblood of our club, do "YOU" know of anyone who might like to come along for a visit?**

**Competition Programme 2008/2009**

**Intermediate / Advanced**

Oct 08	Suspended Pot Pourri container
Nov 08	An elaborate finial at least 600mm high turned from one or more pieces.
Dec 08	A three function item made from a single block of wood (no joints). e.g. Bookend/Bowl Dried Flower Holder.
Jan 09	Select a familiar phrase, saying or name that you can interpret and turn to make a 3D conversation piece
Feb 09	A fresh cut timber end grain bowl any shape and not thicker than 3mm. Interermediate 150mm minimum. Advanced 200mm minimum.
Mar 09	A group of 7, or more delicately turned egg cups to suit choclate mini eggs and arranged on a single block to form a decorative Easter feature.
Apr 09	A large scale fantasy flower head which incorporate other materials
May 09	A rectangular mirror frame made from two split turnings Mirror size 200mm minimum sides which should reflect each of the four turned halves.
June 09	Thick walled bowl with blackened underside and further treatment if required, Bowl interior natural colour, smooth finish. Intermediate 150mm diam. Advanced 250mm diam
July 09	Bowl with multi axis intersecting hollows. Overall size to suit your lathe.
Aug 09	Working Drawing supplied by Rick Smith
	<b>First project for 2009/2010</b>
Sept 09	Select a piece of rough textured wood or burr. Drill or turn a 50mm diam hole. Turn a highly finished box to slide wholly or partially into the hole.

**NOTE: given dimensions plus / minus 10%  
All projects must be at least 80% turned  
Extra notes will appear in the Quarterly Magazine**

## **Forthcoming Competition Programme.**

*If anyone has a problem with obtaining the wood for these projects, or has difficulty holding the pieces on their lathes, please feel free to contact me on 02392 483625. Or any of the competition staff. –Also if anyone is unhappy with the projects set for the competitions, or feels that they are too advanced for the group, please do not keep it to yourself, come and talk to us about your feelings.*

**Ken Briffett**

**Beginners/Novices** *“Please read in conjunction with the competition programme”*

**October 08 “A One Piece Rolling Pin.”**

The suggested timber is SYCAMOR, BEECH or if for presentation only, any straight grained wood. Approx. dimensions 300 X 45mm. This is a good start for the roughing gouge, also a planing cut with the skew chisel if you feel confident. If you decide on a cove and bead at each end, the option is a skew or spindle gouge.

**November 08 “A Single Finial for a Curtain Rod.”**

Aim to turn at least two similar finials, and submit the best one for judging and or comment. If the shape is a problem, we can advise you. Curtain shops and home magazines have examples to help you. You will also need to decide on the method of fixing to the pole.

**December 08 “Suspended Cones.”**

The cones should be straight sided to the specified dimensions. The cones should have a slightly rounded point or be ball pointed. The number and spacing between the wire burnt lines is your choice. Colour with felt tip pens – metallic’s included if required. Suspend the cluster from a suitable hanger, pointed ends uppermost, with wire, nylon or cotton thread.

### **Competition Program 2008/2009**

#### **Beginners / Novices**

Oct 08	A one-piece rolling pin.
Nov 08	A single finial for a curtain rail/rod or pole end.
Dec 08	A suspended cluster of cones 100 - 150mm long x 20mm max dia. with wire burnt grooves separating dyed coloured bands.

NOTE: given dimensions plus / minus 10%

All projects must be at least 80% turned.

**Intermediate/Advanced** *"Please read in conjunction with the competition programme"*

**October 08 "Suspended Potpourri Container."**

This is intended to be on a much grander scale than an orange sized pomander. Try a semi-enclosed bowl or variations on a cylindrical form, suspended from a turned ceiling fitting. Consider the scale, the type of material (wire, twine) and the method of suspension. The container and ceiling fitting should relate to each other.

**November 08 "Elaborate Finial."**

600mm high with a diameter and design of your choice. This is an opportunity to exploit and explore several methods of turning, texturing and/or colouring. Turned from a simple block in a traditional way with beads, coves etc. or stacked up with multiple columns separating other turned layers. Division of the length is not normally equal – likewise the subdivisions. Whichever route you take, the finial should be seen as a whole – not a series of disparate shapes.

**December 08 "Three Function Item."**

The Bookend/Bowl/Flower-holder is only one suggestion. Write and sketch several alternatives. Being decorative should be classed as an extra function. The starting point does not have to be a round blank, but whatever you choose, the single block can be cut, drilled, turned (80%) textured and coloured etc.

<b><u>Competition Program 2008/2009</u></b>	
<b><u>Intermediate / Advanced</u></b>	
Oct 08	Suspended Pot Pourri container
Nov 08	An elaborate finial at least 600mm high turned from one or more pieces.
Dec 08	A three-function item made from a single block of wood (no joints). e.g. Bookend / Bowl / Dried Flower Holder.

NOTE: given dimensions plus / minus 10%

All projects must be at least 80% turned.

Thoughts and suggestions for future competition pieces are always welcome.

**Ken Briffet**



## **Another Good Club Night July 2008**

Easy night tonight, Bill had the lathe set up organised, but I still cant believe how much I had to do, just seems everybody had something to discuss with me, good job I took my clip board. Don set the evening up with the latest news and then introduced our demonstrator for the night, which was Paul Nesbitt.

Paul hadn't been to well recently but was very determined to do the demo, he has become an annual demonstrator to us, he sets us a project and comes back again in August as one of our four member turners, and he judges the project and comments on the entries.

The first thing Paul did was to hand out the paperwork for the project, the only demonstrator I think that does this, I think I wrote last year that standing at the back of the hall was a bit like choir practice with everybody turning over the page at the same time, its very interesting standing at the back.

Paul proceeded to work his way through the notes, taking care to follow the instructions to the letter, once in a while he throws in a casual joke or two, it's a very good mix of banter, jokes and instruction, it works very well. We had the usual mid evening break with Angy and Phil managing the refreshments, and lots of interaction between members and more raffle tickets sold.

There were a good number of questions for Paul in the break.



**The Body Of The Spinning Top**

We were a bit concerned he would start to cook as it was a hot summer evening but he was fine. So with the spinning top done it was time to try it, the hall went quite quiet, it spun beautifully, it was quite large for a spinning top but a good design, self rewinding and capable of being spun at very high speed, it was a good choice of project I thought.



**The Spindle For The Top**

To finish off Paul very quickly turned a toy called The Rocket, it's more a trick/puzzle really, how to remove the centre piece without touching it in any way, I expect most of you have seen this by now, Paul asked Dave to come out and try it, Dave hadn't seen it so Paul had to show him which received loud applause, easy when you know how.



*The Flywheel of the top almost done.*



*The Finished Spinning Top.*

Don thanked Paul for a brilliant evening's entertainment to yet more applause. We had the last few notes read out and then it was over to Trevor to do the raffle, another good selection of prizes on display, well-done Trevor. Colin the treasurer was kept busy and the competition had a good number of interesting entries, plus some nice pieces on the gallery table. The kitchen was tidy and clean, the lathe back in the garage and the tables and chairs away. The last bits and pieces discussed and it was lights out and lock the doors, and there goes another brilliant club night.

Written By **Boots**  
Photos by **Ray Matthews**



*Pauls trick "Rocket"*



*Some of the thermed comelition entries*



*One of the Needle case entries.*

## Next Years 2009 Programme of Events

Some of the dates are still to be advised, (TBA)

<u>Dates 2009</u>	<u>Event or Demonstrator</u>
January 21 <sup>st</sup>	Turn – In
February 18 <sup>th</sup>	Steve Daysh.
March 18 <sup>th</sup>	Roy Wood.
April 15 <sup>th</sup>	Turn – In
May 20 <sup>th</sup>	T.B.A.
June 17 <sup>th</sup>	Brian Wooldridge.
July 15 <sup>th</sup>	Paul Nesbitt.
August 19 <sup>th</sup>	Turn – In / Paul Nesbitt.
September 16 <sup>th</sup>	A.G.M. / T.B.A.
October 21 <sup>st</sup>	T.B.A.
<b><u>October 31<sup>st</sup></u></b>	<b><u>Masterclass with “NICK ARNULL”.</u></b>
November 18 <sup>th</sup>	T.B.A.
December 15 <sup>th</sup>	Christmas Social / Fun evening.

I will advise you all, As and when the missing dates are filled.

**John Webb** Programme Organiser.

### **\*\*Stop Press Lathe for Sale\*\***



Clarke 20" lathe for sale. £55 O.V.N.O

Used for only 10 mins. As new condition.

Contact Chris Smith, 02392 354667 or Mob 07960355791

## **Rag Snatch**

A stall at a craft fair seems to invite would-be woodturners to ask questions. One common one is about the turning wood taking the polishing cloth away and spinning it around.

The questioner has usually been holding the cloth too tightly so that when it is snatched it also pulls his fingers, so far without dire consequences.

The problem is usually caused by one of two faults, depending upon the process being used.

If cloth or paper towel is being used to dry off sanding/sealer it is being pressed too tightly onto the wood when the sealer or the cloth is damp. Wipe the wood before starting the lathe to prevent too much spray, give it a light wipe with the cloth and then use a clean part of the cloth for a further wipe. This time the cloth should slide easily over the wood – do not press too hard if it doesn't. If it still feels tacky, try again with another clean part of the cloth. With sanding/sealer I always use a paper towel and generally fold it three times during the operation.

The other cause is due to leaving the wood rough, usually on the waste bit where it adjoins the chuck or the centres. (I hope not on the work itself). The rag can easily be caught by the rough wood with panic inducing results.

Apart from correcting the above, I also advocate that the cloth be about the size sufficient to cover one hand when it has been folded twice. This avoids loose bits, which are not well controlled. Make sure that there are no loose threads hanging from the edges. On the smaller items, fold the cloth again so it just covers the two fingers, which are being used. With the cloth on the upturned palm of the hand, apply it to the underside of the turning wood. The thumb should not be needed to hold the cloth when using paste wax or oil. On sanding/sealer a light pressure from the thumb may be needed on the first wipe. If the thumb is used it must never grip hard or damage may occur to the hand if a snatch occurs.

There is on the market a special polishing cloth for this work which will tear rather than wrap itself round the wood.

**John Hilton**

## **Turn Out Your Feelings**

This is your section to let us know your REAL views on any subject



Please feel free to agree or disagree with any issues. I will publish letters sent to me without bias or favour. –Derek (editor)

### **The Following letter was sent to Mick Giles by Nick Agar after the club open weekend.**

*Hi Mick,*

*I just got back and thought I would drop you a line and say thanks for having me at the club for the day. I think it went really well and your efforts were appreciated by many.*

*The audience were more than patient and to sit for as long as they did was amazing.*

*You have some amazing talent at that club and I look forward to seeing you all again at some point.*

*Kind regards. Nick,*

\*\*\*\*\*

The Designer of this Tissue box, would like you all to view his website article on how he made it. Here is the Link to his site.

<http://www.davidreedsmith.com/Articles/TissueBox/TissueBoxCover.htm>



**Derek Blake** Ed.

**W.L. West & Sons Ltd** est 1865

Selham, Petworth, West Sussex, GU28 0PJ  
t: 01798 861611 f: 01798 861633

Off A272  
Midhurst to Petworth  
road opposite  
The Halfway Bridge  
Inn

• **Hardwoods**  
Temperate, Tropical &  
Exotic

• **Wood finishes**

• **Australian Burrs**  
New Stock

• **Woodturning**  
**Blanks**

15+ Species available

• **Woodturning**  
**Courses**

• **Woodworking**  
**Machinery**

Timber & Tools for D.I.Y • Carving  
Woodturning • Furniture Projects

**WESTS WOODSHOW 2008**

[shop@wlwest.co.uk](mailto:shop@wlwest.co.uk)

Mon—Fri 8.00-5.00 Sat 10.00-4.00



**www.wlwest.co.uk**

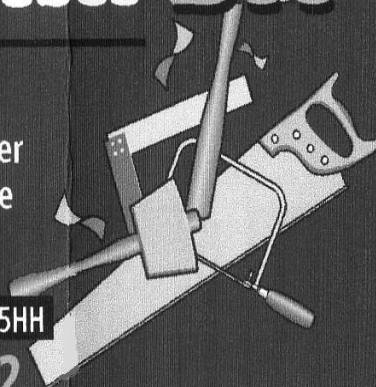
# Robert Bish DIY

Established 1961

- Power and Hand Tools
- Hardboard Veneers and Timber
- Door and Cupboard Hardware
- Plumbing Goods

252 Fratton Road, Portsmouth, PO1 5HH

Tel: 02392 820602



## **CRM SAW COMPANY LTD.**

17 ARNSIDE ROAD, WATERLOOVILLE, HANTS. PO7 7UP

Tel: 023 9226 3202 or 023 9225 5144, Fax: 023 9223 0064

e-mail: sales@crmsaw.co.uk, web: www.crmsaw.co.uk

### **WE ARE STOCKISTS OF:**

Liberon wood finishing products, Chestnut finishing products

**Turning tools from:** Robert Sorby, Crown, Record

**Power tools from:** Hitachi, DeWalt, Ryobi

**Machinery from:** Record, Charnwood, Elektra, Scheppach, Jet

**Tooling & Accessories from:** Trend, Titman, Clico, Brimarc, Record, Freud Etc.

NEW PROXXON range of model making power tools in stock

**15% off CROWN & SORBY TURNING TOOLS**

*(please present your club membership card when purchasing)*

Visit our new website at [www.woodworkingtools.co.uk](http://www.woodworkingtools.co.uk)

# The Forest of Bere Woodturners Association

## **Committee**

**2007 - 2008**

Chairman	Don Smith	d.smith2@donaline2004.plus.com.	023 92473528
Vice Chairman	Bill Thorne	bill.thorne2@virgin .net	01243 672992
Secretary	Dave Hutchings	davejhutchings@tiscali.co.uk	023 92385385
Treasurer	Colin Holman	colincholman@live.co.uk	023 92593011
Magazine Editor	DerekBlake	derek.blake57@ntlworld.com.	023 92692926
Web Master	MickGiles	mickgiles2008@yahoo.co.uk	023 92389005
Prog. Organiser	John Webb	john.webb@ntlworld.com	013 29311744
Member	Ken Briffett	No Email Address	023 92483625
Member	Tony Skerrett	tonyskerrett@tiscali.co.uk	02380 472637
Member	PeterWithers	peterwithers38@googlemail.com	023 92786130

## **Helpers**

Chief Judge	Eric Warnecke	Helped by Pete Withers
Library and Badges	Jim Morris	
Club Night Teas	Volunteers on the night	
Raffle	Trevor Dobbs	

## **Meetings**

The club meets every Third Wednesday of the Month at The St.John Ambulance Hall, Fraser Road, Bedhampton, Havant, Hants. PO9 3EJ (Opposite the Rugby Club)

## **Disclaimer**

Entries in this publication are the opinions of the contributor and are not necessarily approved or endorsed by either the Editor or the Officers of the Club.

---