

Forest of Bere Woodturners Association



Spring 2008 Edition

Quarterly Magazine

Content

Advertisements.....	2	Margaret Garrard's Light Pull Plan.....	14
Editorial.....	3	Club Announcements.....	15
A Message from the Chairman.....	4	Forthcoming Comp. Programme Novice.....	16
Ryans First Latheby Boots.....	5/6	Forthcoming Comp. Prog. Int/Adv.....	17
Your Help Needed.....by Angy.....	7	A Message from W.L.West Ltd.....	17
Obituary for Alan Stroud..by Derek.....	7	January..... Turn-In..... by Boots.....	18/19
Advertisements.....	8/10	Turn Out Your Feelings	20
Full Colour Copy of Magazine	11	Quick Tips by J.Hilton.....	21
Bog Oak, A source of supply.....	11	Advertisements.....	22/23
Robert Sorby Day...At John Davis.....	12	Committee Details - 2007-2008	24
Woodturning through the ages.by.Boots.	12		
FOBWA Turn Presentation Eggs.....	13/14		



Spring Quarter

March 2008

www.rpm-repro.co.uk

Short-run digital and litho printing
Catalogues, stationery & books
direct mailing
Self-published books – ideal for local history,
novels and biographies
design and illustration service

Expertise at your fingertips

FREEphone: 0800 0131 777 email: sales@rpm-repro.co.uk

2-3 Spur Road, Quarry Lane, Chichester, West Sussex, PO19 8PR t 01243 787077 f 01243 780012 isdn 01243 786473



Selsey Arts and Crafts

138 High Street, Selsey, PO20 0QE
0797 058 5770

Unique Cards and Gifts. All hand crafted locally.

Come and see us. You can browse at leisure, chat to one of our crafters, or maybe even buy if you like.

Opening times:

Mon, Tue, Thu, Fri, Sat	10:00 – 16:00
Wed	10:00 - 13:00



Editorial

Spring is here again Folks.

I am feeling a bit older now, and prouder too, due to my Son Alan (who some of you met at the Christmas social) and his Wife Clare, presenting us with our first Grand Child recently. Baby Jessica is doing well I am pleased to say.

Alan is becoming a good woodturner due to the help that he has received from John Davis through the classes organised by Mick and John. Unfortunately due to work commitments he cannot come along to the club very often.



I would like to thank all those who came to my aid, when I had my little fall after the January meeting, especially Mick Budgeon who expertly patched me up ready for transport to hospital by Ray Matthews. Thank you all

I was lucky enough to meet up with Bill Thorne and his Wife whilst on holiday in Gran Canaria two weeks ago, and to have a cup of coffee with them in their second home. (Yes it was only coffee) Bill is very well liked in the village of Taurito, and many of the inhabitants are proud to own the wood turned gifts that Bill regularly takes out there for them.

I need to remind you all that I am going to hand over the editing of this magazine to SOMEONE at the AGM in September. If no one comes forward, the magazine will cease to be produced, and that would be a real pity and a loss to the membership. I am sorry to have to do this, but I did only take the editing roll back for one year after Carol took on the Secretaries job. If anyone is interested, please contact me whilst there is still time to work shadow me for the last two editions.

Our club has become so successful, that we may have to start a waiting list for new members; this is very heartening for the committee who all work so hard to make it such a good club. More about this in the Chairman's report.

I still hope to be announcing details of the launch of the "SERVICE PENS UK" organisation, later this year. The website is taking a little longer than expected to get going. Please contact me for *in advance* details.

Derek Blake – Editor.

Don't forget to visit the website "forestofberewoodturners.org.uk"

Please keep sending in as much as you can for the mag. Preferably in A5 page format 9 or 10 point, with a 1cm margine all around, on a floppy, CD, DVD or Email me direct.Or even Hand Written copy.

E-mail : derek.blake57@ntlworld.com

A Message from the Chairman

Welcome to this the first magazine of 2008 and thanks to Derek for editing and publishing it for us.

Since my last report we have of course had the Christmas Social evening which was a huge success and thanks to everyone who either helped by the giving of refreshments, raffle prizes or just being there to help set up.

My wife and daughter Nicola would like to say through me a very big thank you for the gifts, they were much appreciated.

Back in January we held an E.O.M. to appoint a new Secretary as Carol, due to work commitments had to resign, so I was delighted that Dave Hutchins put himself forward and was duly elected.



The evening then proceeded as a turn-in with Bill organizing the volunteers and for once I just stood back and watched. Bill will in future be taking on the roll as chief organizer of all Turn-ins and the setting up, breaking down and storage of the lathes with other members help thank you all.

February's meeting was very entertaining with Margaret Garrard doing her usual thing of Involved turning and gave us an insight into other designs and projects, so keep those thinking caps on and try your hand at doing some of them. If you wish to see more of this type of turning close up then let me know by the end of tonight and I will incorporate it into the next turn-in in April.

At this meeting we handed out a Club Survey Form, if you could find the time to fill it in and return it to our Secretary Dave Hutchins we will publish the findings in due course, thank you for taking the time out to complete this for us.

As you are aware Mick Giles has put a lot of effort into the "Open Weekend" and with Stuart King on Saturday and Nick Agar on Sunday, it should be a quite and eye opening weekend, so come along and help make it into that something special.

Having such wonderful prizes being donated for the Open Weekend Club Master Raffle especially the main prize, (donated by John Davies); I hope that you will purchase tickets each month until it is drawn at our April Meeting.

We are only a couple of new members off of joining us to reach our target of 100 as this is the halls capacity, so once our target has been met then a list will be compiled of any new potential members who will be notified as and when a space becomes available.

On the 17th May we will be holding our first Masterclass of 2008 when Tony Wilson will be with us, for those of you who do not know Tony I would just like to say that he is a great inspiration to anyone who meets him, especially as he turns from a wheelchair. Here is your opportunity to see what a Masterclass is all about, so if you haven't been before then why not book your place tonight with Tony Skerrett, he is waiting to take your booking. The cost including lunch and refreshments is £18.00.

As Chairman I feel that it is my duty to inform the Senior Club that the Junior Club is still going strong and to thank all those members who give up one Saturday a month to help instruct the children in the art of Woodturning, Pyrography and colouring on wood.

If you can find the time to enter the monthly competition then why not have a go as it does help to hone your skills in this our chosen craft, or if you have any concerns then please air them to either Eric Warnecke, Pete Withers, Ken Briffett or myself and we will try and incorporate them into the competition projects etc for next year.

The last thing that I would like to mention is that this magazine has gone from strength to strength over the past years mainly due to Derek Blake's input. We do need to find a replacement to take over from Derek as he is definitely standing down at the next A.G.M. and September's issue could well be the last. So the question is do we have any budding editors out there to take on the task.

I would like to take this opportunity to say a big thank you to all of those members who come early and then stay behind to help set up and clear away; THAN YOU!

Don Smith – Chairman

Ryans First Lathe

Ryan is one of our junior members attending our Saturday club, he was among the first to attend, and in fact he was here before any of the others? The reason being they got the date mixed up and arrived at the hall 1 week early, so true to say he was here before any of us!

So being enthusiastic it wasn't long before he wanted a lathe at home, it was agreed he would have the donated lathe I had still boxed in my workshop, but what about a bench? Well to cut a long story short last Saturday & Sunday both Ryan & Rob another junior member spent time at my place building a bench, first we got some old 3" x 2" slightly bent and stained and some 4" x 3" sawn from a pallet and set up my planner, very soon we had rails and post's all square and clean ready to mark out.

The boys set out the legs for the mortises and we machined those, then the rails where marked, while I cut down the tenon they cut the shoulders, a little work with a shoulder plane and they fitted just right. So with all the components fitting I asked the question, "do we glue and cramp and hope it all fits or do we do a dry run, immediately Rob said "dry run" it was encouraging to get a constructive answer especially as the day was getting on. It went together very well so the gluing came next, all done in the right order and we kept ourselves busy each time we cramped while the glue set, 5 minutes, the wonders of science aye, not a steel fixing in site.

When it was all glued the bench was carried up to my house and placed in the kitchen, I got some odd looks from you know who when she came home! Well where else could it go? It wouldn't go through the narrow door to my workshop. Next morning bright and early we temporarily fitted the new piece of kitchen worktop and took a trip in my van over the other side of Portsdown hill to my son's garage (my store) and cut a bit of board for the lower shelf, we stopped on top of the hill to look at the view and take some pictures, it was a beautiful day.

Back home we fitted the shelf, then we/Ryan ran the router round to arris the edges of the rails and posts, now its looking posh, sanding was next then a test with some stains and varnishes, once we decided what to do I flooded the timber with varnish, shortly after the boys wiped it dry, job done. The top now screwed on it was time for the lathe, now we are excited, with all three of us fiddling around with various parts it wasn't long before it was ready to go, a short length of 2" x 2" was placed between centres and we switched on. BANG, no not really, it was fine and it wasn't not long before Ryan was roughing down.

Shortly after that his parents came and it was loaded into the estate car and I never saw them again, sorry about that last bit, it just seemed to flow right into it somehow. It's been a couple of days and I haven't heard anything so I guess everything is ok.

So with Ryan gone it was down to Rob and I to sweep up and put the tools away, Rob worked hard this weekend and because it wasn't his bench he helped build we set to my lathe and turned a bowl, he was well pleased and with everything put away I ran him home. All in all a brilliant weekend and I'm sure the boys thought the same. So that's the first of our juniors with a lathe at home which was always part of the original idea, we the club will do our best to help these young turners, turning between meetings is important to all turners. Once Ryan finds a better lathe we will have that one back for somebody else to use and of course I expect that'll mean another bench, and off we go again. So it just remains for me to thank Ryan & Rob for behaving them selves and Heather for doing a bit of lunch for Rob, and there goes another quiet weekend?

Rob is hoping to go to Highbury College doing carpentry so this was a useful project for him to work on.



Just the bottom shelf to fit

Written by Boots Feb 2008.



At Last!

Pictures by Rob R

THERE'S MORE, AS THEY SAY!

I spoke to young Ryan at the following junior club when he returned my Spindle roughing gouge, he was getting on well but needed to take my gouge again at the end of the morning. So a family trip to John Davis was arranged, John looked after them well, as he does, Ryan purchased his first gouges and had a go on Johns big lathe, he was well pleased. John has invited Ryan back for some more time on the lathe in the near future. This Saturday club has been very well supported in every respect, from our own club members to professional turners Les Thorne and John Davis, who incidentally is a club member. Then there is J F Goodwillie timber merchants, Covers Builders merchants and CRM Machines and PDS Craft.

Boots March 08

YOUR HELP NEEDED.

WE ARE AGAIN COLLECTING FOR THE OPEN WEEKEND IN MARCH 2008.
I AM LOOKING FOR "FULL CANS AND BOTTLES" FOR THE TOMBOLA AND ANY
UNWANTED GIFTS FOR THE RAFFLE.

ALL DONATIONS GRATEFULLY RECEIVED.

MANY THANKS

ANGY RICHARDS.

Obituary

It is with deep regret that I have to inform you all of the sad passing
of Alan Stroud. On Sunday 9th. March 2008.

Alan was a founder member of our association, he will be
remembered for his tutorials and turn-in appearances.

Alan was always a quiet unassuming man who was the first to offer
help and assistance to any member, especially the novices.

Alan was very active in teaching and demonstrating wood turning
at CRM Saws Ltd.

Alan will be remembered fondly every time those of us who
purchased any of his equipment, use those tools.

Our Condolences go to all of Alan's family at this sad time.

Alan's Funereal was held on Monday 17th March at Portchester
Crematorium at 12.30. Our association would like to thank Eric
Warnecke & ken White for representing us there.

Derek Blake (Editor)

For All That Your Bathroom Needs



PPS
Portsmouth Plumbing Supplies

- Affordable Luxury Bathrooms
- Many Displays Over 30 Suites
- Extensive showroom 3,000 sq feet. • Accessories
- Bathroom Furniture • Expert Advice • FREE DELIVERY

Waterlooville
023 9226 6662

Open 8am-5pm Mon-Fri Sat 8am-12pm
 Free Delivery Across The South Coast 37 London Road, Purbrook

John Davis Woodturning Centre

The Old Stables, Chilbolton Down Farm

Stockbridge, Hampshire SO20 6BU

(3 miles east of Stockbridge on the A30)

Tel **01264 811070**

Open 10.00am –5.00pm Wednesday to Sunday

Brimarc

Crown Tools

Planet Manufacturing

Chestnut Products

Jet (Axminster)

Robert Sorby

Craft Supplies

Meantime Designs

5 Star Adhesives

Native & Exotic Blanks/ stock, Australian Burrs

Tuition by John and other Registered Professional Turners

Regular masterclasses & demo's

Website: www.johndaviswoodturning.co.uk

Owned & Managed by a Professional Woodturner for all your turning requirements

New Stock Arriving Soon – 4 ton Washed Australian Burrs

Computer Repairs



PC BROKEN ?	Full Diagnostic only £35
GOT A VIRUS?	Removal from £35
RUNNING SLOW?	Upgrades from as little as £35
PC CRASHED, CANT ACCESS WORK?	Data Recovery from £40
NEED ADVICE?	Call us, its Free!

Fast, professional and friendly service. Full workshop facilities available. Simply give us a call, we will collect your computer and return it fixed; usually within 48 hours

Broadband & Wireless Networking starting from £35



07979 052 296

Innovation IT Services, 9 Avon Court, Crombie Close, Waterlooville, Hampshire, PO8 8NE

Wireless & Home Networking



BROADBAND ROUTER & 1 PC SETUP	£35
EACH ADDITIONAL PC	£5

Please note: Above are labour charges only, equipment supplied will be subject to survey and will be an additional cost.

Wireless networking is the cheapest and most effective way to connect all of your computers to the internet, share files and printers.

Innovation are leading experts in this field, able to:

Survey, *making sure you get the right equipment*

Install, *all wireless equipment quickly and professionally*

Secure, *from anyone attempting to hack your wireless link*

Call us now, for a fast professional and friendly service!



07979 052 296

Innovation IT Services, 9 Avon Court, Crombie Close, Waterlooville, Hampshire, PO8 8NE

FULL COLOUR copy of magazine?

You can now download a copy from our website!

www.forestofberewoodturners.org.uk

Contact Mick Giles at the next meeting or drop him e-mail if you have any problem obtaining your copy.

Please visit the club website, and if you would like to contribute, submit your copy to Boots, either at the club or you can email him, at mickgiles2001@yahoo.co.uk

He will be only too pleased to take your article to the web. Ed.

Bog Oak source of supply.

Hi all,

I have been asked to pass this on. If any of you get information on this and think it useful for other Forest members then please let me know and I'll gladly pass it on, or perhaps 2 or more making a purchase is more economical? Mick-Boots

Dear Sir/ Madam,

We are contacting you in order to draw your attention to some Bog Oak bowl turning blanks we have for sale.

Although we are primarily a very small firm of cabinet makers based in Kent, England, we have spent the last 15 years developing techniques to enable us to process this rarest and most valuable of native hardwoods. Please visit our website for more details www.adamsonandlow.com, through the web site you can also access our Ebay page.

The blanks are dimensioned to ensure they are free from defects and the thickness stated is at the blanks thinnest point, (there is usually a variation in board thickness as a result of the drying process).

We believe our kiln dried native Bog Oak is of the very highest quality.

We have contacted many of you because you are the secretary of woodturning groups or tutors in woodturning, if this is the case please could you forward this email to your members/ associates.

Please do not hesitate to contact us through our web site or via Ebay messages for any further information.

Yours faithfully

Nicola Adamson and Hamish Low

Robert Sorby Day at John Davis workshop

John Davis is holding a ROBERT SORBY DAY on Saturday March 29th.2008. At

John Davis Woodturning Centre
The Old Stables, Chilbolton Down Farm
Stockbridge, Hampshire SO20 6BU
(3 miles east of Stockbridge on the A30)

Tel **01264 811070**

There will be two demonstrators, Chris Pouncy and Nigel Maddocks. (Both Sorby Demonstrators)

*There will be special deals on Sorby products on the day.
10am. To 4.30pm.*

ADMISSION FREE

Woodturning Through the ages.

On [Saturday March 29th Stuart King](#) will take us back in time as he turns with some humorous anecdotes while he show's us how it all began.

This weekend is a unique opportunity to see woodturning by probably the two best Woodturners in their field.

On the [Sunday March 30th Nick Agar](#) will be showing us how to create those beautifully coloured wall plaques, bowls & platters bringing us into the present, he will be using a number of sanding, chipping and cutting machines to achieve these very colourful pieces.

These professional Woodturners are very entertaining. There will also be the opportunity to have a go on one of our club lathes or have something turned specifically for you, plus other attractions and light refreshments.

It's **FREE ENTRY**, the time is **10am till 4pm**, and the venue is **St John Ambulance Hall, Fraser Road, Bedhampton, Havant, Hampshire, PO9 3EJ** there is a "[goggle map](#)" on this website.

This event is somewhat special in that it's not a master class and it's not a group of turners together each with their own group of enthusiast's watching, this is a single turner with half the hall to himself having fun chatting whilst turning, audience participation, the idea is not to get technical, those questions can and will be answered another time, what we are aiming at is light hearted fun and fairly quick turned pieces so you don't have to wait long to see it finished. Both Stuart King & Nick Agar are very excited about this opportunity, I think we will have a swelling audience as the first to find a seat may not want to go and more coming in behind them. Hopefully other clubs and shows will pick up on this idea, and many more people will get the opportunity to experience this light hearted approach to turning. All this will be in front of an 8m wide backdrop with a woodland scene painted on it, including the Chair Bodgers hut and Blue Bells etc, and in the fore ground i.e. the hall floor there will be the beginning of the forest floor i.e. leaves, twigs, logs with fungi on and anything else we can find, its going to be a unique experience Id say.

So all in all you have to say we've made the effort, and hopefully it will be a new experience for all ages of both turners and general public alike.

See you there?

Boots Feb 08

The Forest of Bere Woodturners Turn presentation eggs

Ron Hewlett, a fairly new member to our club is also a busy member of the Winton players in Petersfield, this year their pantomime was Humpty Dumpty, Ron and Ken another Forest member turned some lovely eggs that were mounted on a base and presented to the Director and assistant director.

Boots Feb 2008.

A reproduction of the article in the Winton Players Website

WINTON PLAYERS



Our last production was Humpty Dumpty, and to show our appreciation of the Director, Michele Fowler, and Assistant Director, Angela Blackford presentations were made to them of wooden eggs, which were beautifully turned and finished by two members of the Forest Of Bere Woodturners.



Eggsactly the right present - well it was pantomime!!

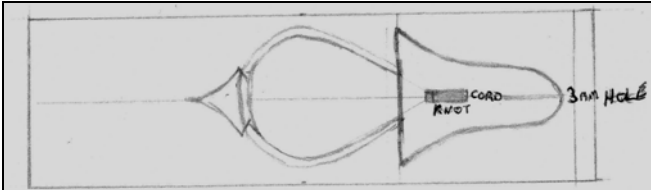


Michele Fowler Director



Angela Blackford Assistant Director

Margaret Garrard's Light Pull Plan.



Light Pull

Just a Reminder

1. Four pieces of timber glued together with newspaper.
2. Square off each end.
3. Protect each end with scraps of waist wood, if not using a Steb centre at drive and tail on your lathe.
4. Turn internal shape leaving some parts square.
5. Number each section 1-4, before splitting
6. Turn inside out and glue.
7. Square off each end and turn out side shape.

Masterclass with Tony Wilson

Saturday 17th May 2008

On Saturday 17th May 2008 The "Tony Wilson" Masterclass will be held at The St.John Ambulance Hall, Havant.

Tickets will be available from "Tony Skerrett" at a cost of £18, which includes lunch.

Seats are limited so book NOW for this very good day out.

OPEN TO ALL MEMBERS AND GUESTS

For Sale

Lathes and various Machine Tools

There are a great number of tools etc for sale at the moment within the club, too many to mention here. Sorry!

Potential buyers please check out the club notice board on club night or visit the club website for a full listing of these tools.

Sellers please pass your listing to Mick Giles to add to the website and put a copy on the notice board (remember to remove when item sold).

A Warm Welcome to New Members.

On behalf of the club, I would like to welcome the following new members, who have joined since the December 07 issue of the magazine.

Ronald Hewlett, Alan Ayres and Garry Renouf (from W.L.West & Sons)

I hope that you are finding the club to your liking, and maybe have already made some new friends.

Please feel free to contact any of the committee if you have any questions etc.

The committee contact details are on the back page of this magazine.

Derek Blake - Editor.

New Members are the lifeblood of our club, do "YOU" know of anyone who might like to come along for a visit?

Forthcoming Competition Programme.

If anyone has a problem with obtaining the wood for these projects, or has difficulty holding the pieces on their lathes, please feel free to contact me on 02392 483625. or any of the competition staff. –Also if anyone is unhappy with the projects set for the competitions, or feels that they are too advanced for the group, please do not keep it to yourself, come and talk to us about your feelings.

Ken Briffett

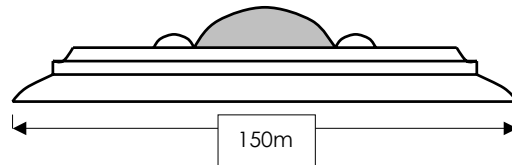
Beginners "Please see the competition programme"

April 08. Turn A Box To Suit.

Selecting a lid from a metal or plastic container is the easy way. It would be more challenging to select an item not usually used as a lid – a lightweight doorknob, a large washer (with finger hole), a light bulb or a mini bobble hat. The main objective is to turn an interesting box, which is not top heavy. End grain turning is usually the most stable.

May 08. 150mm Diameter Patera.

Do not let the architectural terms prevent you from making this decorative disc with a centre button. The sketch is for illustration only. Your design should have good flowing curves and sharp corners. The central button size is your choice, but colour and grain should work with the surrounding wood. Try more than one button height.



June 08. A 3 Point Off Centre Turned Spindle

A three point off centre turned spindle, 200mm X 45mm. This should be incorporated into an object of your choice. Like the Wok Stirrer project, this involves cutting air, but in this piece the final shape is more random and difficult to visualise. Practice pieces will help overcome this.

Competition Program 2007/2008

Beginners / Novices

Apr 08	Find a non-wood lid, and then turn a box to suit.
May 08	150mm diameter patera with central domed pellet in contrasting coloured wood. Details in the magazine.
Jun 08	3 point off centre turned spindle 200x45mm. Incorporate into an object of your choice.

Intermediate/Advanced "Please see the Competition Programme"

April 08. Floor Standing Structure

A floor standing structure for dried grasses or a flower arrangement. The programme should have read/said "SIX" (Not "SIZE") 400mm rods as the starting point for this feature. You choose the diameter of the rods, the extra turned decoration/shape you apply and how they are arranged and joined to form a stable container. There is no restriction on the overall height. Other materials may be used in the units construction.

May 08. Platter With 100mm Shallow Bowl.

A platter with 100mm diameter shallow bowl with a cut or shaped rim. Overall size is optional- suggested size 250mm – 300mm diameter. Quarter sawn boards will provide the most stable platter. Cut the outer edge to break the circular line with random or regulated shapes. Other treatment, colouring, pyrography or piercing may be added.

June 08. Working Drawing To Be Announced.

Rick Smith is preparing a working drawing and copies will be available on the April & May club nights, it will also be available from the club website. In advance of this you might search the woodpile for a stable piece that can be turned 100mm diameter 220mm long, which is suitable for hollowing.

Ken Briffett.

Competition Program 2007/2008	
Intermediate / Advanced	
Apr 08	Floor Standing Structure for dried grass / flower arrangement. Starting point. Six X 400mm rods, plus whatever it takes.
May 08	Platter with 100mm diameter shallow bowl. Rim cut or shaped. Overall size optional.
Jun 08	Working Drawing. To be announced.

A Message from W.L.West & Sons Ltd.

PLEASE NOTE – WE ARE CLOSED OVER THE EASTER WEEKEND FROM FRI. 21ST MARCH 2008 & WILL RE-OPEN TUES. 25TH MARCH 2008

SORRY FOR ANY INCONVENIENCE CAUSED.

Regards
Jo West

Smaller User & Enthusiasts Department www.wlwest.co.uk
W.L.West & Sons Ltd 01798 861611

Another Good Club Night January 2008

Tonight was a turn in, I arrived early but Bill and a few others were already there getting the lathes ready. Don had been to the dentist today and was told not to do any lifting; he behaved himself and left it to us, and quite right to. With some new faces helping we were ready just in time. Don called for quiet, as we were slightly before the official start time I explained some Open Weekend things, Dave explained or should I say encouraged the members to go down to their workshops and get turning, then it was time for Don to do the official bits, with that over he handed over to Bill to explain the turners for the evening.

And another club night gets underway, me, well I've got nothing to do but help out at the end or pop in and help in the kitchen if required, Dave and Jo had it covered, so well done to them. I had mentioned to the members earlier that we would be talking turning in the café area should anybody wish to join us, JC did and showed us a tool he had problems sharpening, that was soon sorted but he didn't know the timber he had used to make the handle, over to Brian, the master, who immediately told us. The discussions went on all night, it was good to see members mixing together, helping out with those veritable words of wisdom over a cup of tea/coffee.

As for me, well, I managed to scribble all sorts of diagrams and bits all over my A4 pad, it seemed ok on the night but at home here it's a different matter completely. For example, on just one A4 page I have the following notes & sketches: - My notes to tell the members at the beginning of the club night, details of what we need for the open weekend, what paint I need, I then had a list of names and gifts offered for our Open Weekend. A list of whose turning what tonight, 4 drawings, details from John Davis about plates, goblets and all things turned on a pole lathe before pottery came into fashion, a message from John to Steve and a note to remind me to pop into PDS Craft, I seem to remember my school teacher telling me off about scribble like this many years ago, hum?

Our turners for tonight were, Bill turning apples, John on light pulls, Derek on Wok Stirrers and Dave on hollowing and blow spray painting, many thanks you guys, lots of interest shown as usual. I did try to suggest the turners had a break but got way laid. I was pleasantly surprised to see John Davis walk in during the evening, and he was very soon attached to a hot drink of tea, and in a china mug no less. He looked well; he spoke to a good few people tonight.

Angy had printed off some notes for members to take home and hopefully they will rummage around and bring us some useful things next time. Sadly as always the evenings gone and again I didn't get to see the demo I set out to see, sorry Dave, I'll email you ASAP. So a few words from Don and our thanks went to Bill then it was over to Trevor for the raffle, I had one number up, nearly missed it talking as you do. The meeting time for juniors was announced as the hall was cleared. Before you could sneeze it was just Don & I, so with the last bits vacuumed up it was lights out and lock the doors, and there goes another good club night.

All pictures taken by Ray Mathews as I didn't get time to take any, many thanks Ray for getting them to me so quickly.



Bill's Apple taking shape



Derek's Wok Stirrer



Dave's Colouring begins.



John's Light Pulls.

Boots - January 08 ...yes 2008 already, were does the time go?

Written By **Boots**

Turn Out Your Feelings

This is your section to let us know your REAL views on any subject

Appreciation

To ALL Members,

All at P.D.S. Craft would like to thank all members for there continuing support at the unit.

A special THANK YOU to Derek Blake who during his long recovery back to full health, was able to offer us his time, to work with the groups, showing and supporting them in the Art of Pyrography. Now back at work, we all miss him.

A BIG THANK YOU

From Angy Richards and all at P.D.S. Craft.

Dear Editor,

Due to time wasters, I would like to re-offer the FOBWA members the chance to buy my woodturning outfit at a reduced price. It is ideal for the novices starting woodturning. Could you please post this advert in the next club magazine for me? Thank you,

Andy Murdoch.

MUST SELL ROOM NEEDED.

ARUNDEL 4 SPEED LATHE

Approx 48inch Bed, with an approx 4½ inch centre to bed clearance allowing approx 9 inch turning over bed which can be increased by use of the out board turning attachment. In near new condition complete with approx 18 chisels including Sorby ring tool and 6 mini turning chisels, various drives and centres. Included is a substantial purpose built wooden bench, which is fitted with an Arundel outboard, turning attachment. Also included is an 8inch two stone dry bench grinder

Also a selection of wood

All of the above - £200 or near offer

Contact: Andy Murdoch 023 9235 2753



Please feel free to agree or disagree with any issues. I will publish letters sent to me without bias or favour. -Derek (editor)

Quick Tips

Rag Snatch

A stall at a craft fair seems to invite would-be woodturners to ask questions.

One common one is about the turning wood taking the polishing cloth away and spinning it around.

The questioner has usually been holding the cloth too tightly so that when it is snatched it also pulls his fingers, so far without dire consequences.

The problem is usually caused by one of two faults, depending upon the process being used.

If cloth or paper towel is being used to dry off sanding sealer, it is being pressed too tightly onto the wood when the sealer or the cloth is damp. Wipe the wood before starting the lathe to prevent too much spray, give it a light wipe with the cloth and then use a clean part of the cloth for a further wipe. This time the cloth should slide easily over the wood do not press too hard if it doesn't. If it still feels tacky, try again with another clean part of the cloth. With sanding sealer I always use a paper towel and generally fold it three times during the operation.

The other cause is due to leaving the wood rough, usually on the waste bit where it adjoins the chuck or the centres. (I hope not on the work itself). The rough wood can easily catch the rag, with panic inducing results.

Apart from correcting the above, I also advocate that the cloth be about the size sufficient to cover one hand when it has been folded twice. This avoids loose bits, which are not well controlled. Make sure that there are no loose threads hanging from the edges. On the smaller items, fold the cloth again so it just covers the two fingers, which are being used. With the cloth on the upturned palm of the hand, apply it to the underside of the turning wood. The thumb should not be needed to hold the cloth when using paste wax or oil. On sanding sealer a light pressure from the thumb may be needed on the first wipe. If the thumb is used, it must never grip hard or damage may occur to the hand if a snatch occurs.

There is on the market a special polishing cloth for this work which will tear rather than wrap itself round the wood.

John Hilton

W.L. West & Sons Ltd est 1865

Selham, Petworth, West Sussex, GU28 0PJ
t: 01798 861611 f: 01798 861633

Off A272
Midhurst to Petworth
road opposite
The Halfway Bridge
Inn

• **Hardwoods**
Temperate, Tropical &
Exotic

• **Wood finishes**

• **Australian Burrs**
New Stock

• **Woodturning**
Blanks

15+ Species available

• **Woodturning**
Courses

• **Woodworking**
Machinery

Timber & Tools for D.I.Y • Carving
Woodturning • Furniture Projects

WESTS WOODSHOW 2008 - May 2 & 3

shop@wlwest.co.uk

Mon—Fri 8.00-5.00 Sat 10.00-4.00



www.wlwest.co.uk

Robert Bish DIY

Established 1961

- Power and Hand Tools
- Hardboard Veneers and Timber
- Door and Cupboard Hardware
- Plumbing Goods

252 Fratton Road, Portsmouth, PO1 5HH

Tel: 02392 820602



CRM SAW COMPANY LTD.

17 ARNSIDE ROAD, WATERLOOVILLE, HANTS. PO7 7UP

Tel: 023 9226 3202 or 023 9225 5144, Fax: 023 9223 0064

e-mail: sales@crmsaw.co.uk, web: www.crmsaw.co.uk

WE ARE STOCKISTS OF:

Liberon wood finishing products, Chestnut finishing products

Turning tools from: Robert Sorby, Crown, Record

Power tools from: Hitachi, DeWalt, Ryobi

Machinery from: Record, Charnwood, Elektra, Scheppach, Jet

Tooling & Accessories from: Trend, Titman, Clico, Brimarc, Record, Freud Etc.

NEW PROXXON range of model making power tools in stock

15% off CROWN & SORBY TURNING TOOLS

(please present your club membership card when purchasing)

Visit our new website at www.woodworkingtools.co.uk

The Forest of Bere Woodturners Association

Committee

2007 - 2008

Chairman	Don Smith	donline2004@yahoo.co.uk	023 92473528
Vice Chairman	Bill Thorne	bill.thorne2@virgin .net	01243 672992
Secretary	DaveHutchings	davejhutchings@tiscali.co.uk	023 92385385
Treasurer	Colin Holman	colincholman@aol.com	023 92596996
Magazine Editor	DerekBlake	derek.blake57@ntlworld.com.	023 92692926
Web Master	MickGiles	mickgiles2001@yahoo.co.uk	023 92389005
Prog. Organiser	John Webb	john.webb@ntlworld.com	013 2931 1744
Member	Ken Briffett	No Email Address	023 92483625
Member	Tony Skerrett	tonyskerrett@tiscali.co.uk	02380 472637
Member	Peter Withers	peter@withers1938.fsnet.co.uk	023 92786130

Helpers

Chief Judge	Eric Warnecke	Helped by Pete Withers
Library and Badges	Jim Morris	
Club Night Teas	Volunteers on the night	
Raffle	Trevor Dobbs	

Meetings

The club meets every Third Wednesday of the Month at The St.John Ambulance Hall, Fraser Road, Bedhampton, Havant, Hants. PO9 3EJ (Opposite the Rugby Club)

Disclaimer

Entries in this publication are the opinions of the contributor and are not necessarily approved or endorsed by either the Editor or the Officers of the Club.
