


Forest of Bere Woodturners Association



Summer 2007 Edition

Quarterly Magazine

Contents

<p>Advertisements.....2</p> <p>Editorial.....3</p> <p>A Message from the Chairman.....4</p> <p>March Club Night5</p> <p>March Club Night Photos.....6</p> <p>Jennie Starbuck.....7</p> <p>Norwegian Woodturning Cruise.....7</p> <p>Ouch That Smarts8</p> <p>Advertisements..... 9/11</p> <p>Open Weekend 12/13</p> <p>Open Weekend Financial Statement..... 14</p> <p>Open Weekend Photos..... 14/15</p>	<p>April Club Night 16/17</p> <p>April Club Night Photos 17</p> <p>May Club Night..... 18/19</p> <p>May Club Night Photographs.....20</p> <p>Masterclass - Mick Hanbury21</p> <p>Masterclass Photographs22</p> <p>Club Announcements.....23</p> <p>Forthcoming Competition Programme...24</p> <p>Turn Out Your Feelings25</p> <p>Quick Tips.....25</p> <p>Advertisements..... 26/27</p> <p>Committee Details - 2006-200728</p>
---	--



Summer Quarter

June 2007

www.rpm-repro.co.uk

Short-run digital and litho printing
Catalogues, stationery & books
direct mailing
Self-published books – ideal for local history,
novels and biographies
design and illustration service

Expertise at your fingertips

FREEphone: 0800 0131 777 email: sales@rpm-repro.co.uk

2-3 Spur Road, Quarry Lane, Chichester, West Sussex, PO19 8PR t 01243 787077 f 01243 780012 isdn 01243 786473



Selsey Arts and Crafts

138 High Street, Selsey, PO20 0QE
0797 058 5770

Unique Cards and Gifts. All hand crafted locally.

Come and see us. You can browse at leisure, chat to one of our crafters, or maybe even buy if you like.


Opening times:

Mon, Tue, Thu, Fri, Sat	10:00 – 16:00
Wed	10:00 - 13:00



Editorial

As this is the second issue of the magazine I am editing, I assume that the first issue was acceptable or I would have heard by now.



In the last issue I asked for articles about our members with regards to their turning experiences including disasters etc. Well to that end I have written an article about a small disaster that I suffered on Easter Saturday and this is included later in the magazine. Maybe this will give some of you the nudge to write about your experiences for future issues. Please have a go.

I have now added another section to the magazine for member comments / letters, and it is entitled 'TURN OUT YOUR FEELINGS' (title suggested by Derek Blake). The idea of this section is for members to have their say, be it good, bad, humorous or otherwise. So if you have anything to share, please either e-mail your letter to me or hand it to me on a club night. I am kicking off with a letter from me as a club member to me as the editor.

The March club night demonstrator was Jennie Starbuck, who bought along a display of her work.

The Open Weekend was great with lots going on at all times. A pat on the back to all those involved with a huge accolade to Mick Giles for pulling it all together. It was also great to see Derek Blake back in the club and on his feet, all be it very tentatively.

I thoroughly enjoyed the April Club Night when our demonstrator was Les Thorne. As usual he was entertaining and educational in turning techniques. I must admit to being biased when it comes to Les, as he is my all time favourite demonstrator / tutor, even though I always come in for some stick from him.

May Club Night was a members turn in with Mick Giles, John Davis and Rick Smith. A lot of interest for all and another enjoyable club night.

The May Masterclass was fantastic. Mick Hanbury certainly knows his stuff, and kept my interest throughout. Having never been an 'arty' person I left wanting to have a go at some more artistic pieces. I don't know if I will have the eye for the more creative pieces, but I am determined to try some now.

Finally, don't forget that John Davis is hosting a Woodfair on the 6th & 7th July 2007 (10.00-16:30). There will be 4 demonstrators and trade stands. See his website for further details. Please go along to support him and enjoy the offerings.

Carol Purnell – Editor.

Don't forget to visit the website "forestofberewoodturners.org.uk"

Please keep sending in as much as you can for the mag. Preferably in A5 page format 9 or 10 point, with a 1cm margin all around, on a floppy, CD, DVD or Email me direct.Or even Hand Written copy.

E-mail : carol@carolp.plus.com

A Message from the Chairman

Well it has come and gone our open weekend and what a weekend it was, well supported by our members and the public and thanks must go to a numerous number of volunteers who came along and helped firstly in setting it up and then helping throughout the two days "Thank you all".



From this particular project a few members of your committee have got together and have started organizing a Junior Woodturning Club, to be held once a month on a Saturday morning. We will be looking for helpers either on the teaching side or helping behind the scenes, if you require more information about this project then please get in touch with Mick Giles.

Les Thorne came along in April to entertain us and what an enjoyable evening it turned out to be, and I am sure that there will be a write up later in this magazine if not the next.

Then came the Masterclass with Mick Hanbury. Thanks to Mick Giles for helping set up the hall on the Friday evening ready for Saturday. Mick then arrived at our home at 6.30pm and spent the evening with us with some talk of woodturning coming up occasionally in the conversation. The next morning up bright and early so that we could arrive at St John's at about 8.45 on arriving there was Mick Giles already with the urn on for tea & coffee.

We unloaded Mick Hanbury's gear and set him up ready for the class to begin and what an extraordinary day it turned out to be and I am sure that every one who attended went home with something new to try out. I do feel sorry for all of those club members who did not come, as it was just mind-boggling. Look for the write up, as I am sure it will be very enlightening.

The time came to finish and to get Mick on the road so that he could get home to Lincolnshire, then in the usual way the hall was cleared and everything put away in very good time and my thanks to all those who helped as it certainly makes my life easier.

Nick Agar will be our mentor at the next masterclass in November, and for those who do not know the name he was turning at the West Wood show next to Les Thorne. May 17th 2008 is a date to put into your Diary as our programme organizer has managed to get Tony Wilson to come along for a masterclass.

We are now getting quotes in for the new Camera set up and will notify the membership as soon as a decision has been made. We shall also be trying to get a Lottery Grant to help pay for it, if any member has had any dealings with trying to get a grant then any help that can given would be appreciated.

The next magazine after this will be September and I shall not be here to chair the A.G.M. as I am flying off to Canada that day so I wish both of my Vice Chairman good luck in standing in for me.

Please, please don't forget we do still need a nomination for Secretary as Ted Jones wishes to stand down.

The competitions this year have on the whole been well supported but more entries would not go amiss, so why not have ago and join in with the fun, the piece that you enter is not judged against another piece it is judged on it's own merit. The points system puts them in First, Second & Third etc and counts towards the final positions for the Cup Winners.

Don Smith – Chairman

March Club Night

For the first time ever I was late arriving partly due to work, a dash of disorganisation and a tablespoonful of traffic jams. I was still there before the start but not early enough to help set up the hall, although that's not a bad thing because as I walked in there where a number of members doing things they wouldn't normally do. So my first port of call was the kitchen and with the water already on I set out to get myself ready for the off, I have things to say to the gathered crowd later and with this weekend being open to the public a number of things to sort.

The hall filled quickly and the number of open weekend questions I answered grew, not that I minded as it was very encouraging that so many came to me as opposed to me keep asking, having said that I had more questions asking why isn't there any tea/coffee? The milk was late and I forgot to bring a small amount to tide us over but it came in time to quench the thirst of many before Don called for silence.

Don did the announcements and passed over to me, this time I went to the front all official like and did my thing only lightly mentioning the open weekend, you would think that with only three days to go we would be in a rush and panic, not a bit of it, the reason being is that the members have now got so involved this event pretty much runs itself all but meeting times and a little nudge once in a while.

With that done it was back to Don to introduce our demonstrator for the night Jenny Starbuck. She told us how she started turning and how it evolved into what she likes to turn now. Colour, beads and metal etc play a big part in the finished projects. A good number of items were passed around and a good few questions answered. It was a subject with a lot of detail and perhaps it will encourage members to try something new.


Just before the interval there where some immediate changes needed to the lathe so I stepped up and explained how one of the service users at PDS craft had hand stitched in a 23" x 33" wooden frame the words FOREST OF BERE WOODTURNERS with a tree in the centre, there is a story attached to this which is very moving but that's for another time.

With the demonstration over Don thanked Jenny and the audience applauded, with a couple more things announced including the competition results Don passed over to Trevor for the raffle and do you know I can't remember if I won anything! Steve and I set to rebuilding the kitchen, and the members put the lathe, chairs, tables etc away and in a flash it was done, as usual there was the last minute things to chat about and the lights went out and the doors locked, and there goes another good club night.

Boots – March 2007

March Club Night Photos


Novices



Competition Pieces
Intermediate



Advanced



Gallery Items



Jennie Starbuck's display.

All photos by Ray Matthews

Jennie Starbuck

The following information has been taken directly from Jennie's website and published here with her permission.



Making shavings is definitely one of the most satisfying pastimes! Finding the shape that I know is inside the piece of wood I am turning always gives me a thrill - to a non-wood turner, that might seem very sad!

I love the feel of wood, the pattern of grain and the magic when you apply the finish - and the wood glows.

I have turned 'useful' items - but I enjoy the creative freedom I get when designing bowls and platters.

I incorporate a variety of other craft techniques to make artistic pieces that I truly enjoy. I hope that you will browse my galleries and see the kind of work that I produce - and enjoy it too.

I have written a few hints about how I achieve a certain result, but if you want to know more, please get in touch.

Some of my pieces are for sale. If you see something that you like that is not for sale, I do undertake commissions.

For those of you who want more information and to see her gallery in full please go to her website www.artycraftywoodturning.com



This is the platter that Jennie all but made before coming to the club and finished off to reveal our club details at her demonstration. She has donated it to the club.

Picture taken by Dave Jenkins

Norwegian Woodturning Cruise

The dates published in the last magazine have been changed by the organisers and therefore has been corrected here.

Norwegian woodturning cruise is from 11th August 2008 to the 23rd August 2008.

Woodturning demonstrators already booked include Mark Baker, Jimmy Clewes, Stuart Mortimer, and Nick Agar from the UK as well as many others from outside of the UK.

For further details see John Webb or visit the organisers website

www.woodturningcruise.com

Tony Skerrett

Ouch That Smarts

Well it had to happen sooner or later. I suffered a painful injury in the course of my hobby. This comes of not being as careful as I should have been.

On Easter Saturday, I decided to go down to my workshop and get some wood prepared ready to turn. I wanted to make a couple of teapot stands with ceramic tiles inset in them.

I selected the wood I wanted to use, cut it on the band saw to a rough shape, installed the large button jaws on my lathe and mounted the wood. This is where I had planned to stop. If only.

As usual once I was there in front of the wood I decided I would just true up the front. Of course I hadn't put on my Trend Air Shield or my turning smock, as I normally would have done. **Major Mistake.**


Anyway, there I was in front of the lathe, with it running at around 1000rpm, gouge in hand, offering it up to the wood. Bang.... Too much too soon, the dig in caused the wood to leave the jaws and smack straight into my face.

I came to on the floor, covered in blood and not knowing what damage I had done to myself. I managed to stand, grabbed a huge wad of kitchen roll and went to the house to see Mike. Being an ex fireman he wasn't overly fazed, but had me down at St Richards post haste.

The argument I had with the wood only resulted in lots of swelling, two black eyes, superficial cuts, a fat lip and possible broken nose. I think I came second in that fight. I haven't added any photographs to this article as I looked like I had been in the ring with Mike Tyson and was not a pretty sight. Enjoy the cartoons through. They look better than I did.

Whilst my injuries were not as bad as they looked or as bad as they could have been, I now have a more healthy respect for the equipment I have and will make sure that I do not put myself in that situation again.

Carol Purnell – Editor



For All That Your Bathroom Needs

PPS
Portsmouth
Plumbing
Supplies

- Affordable Luxury Bathrooms
- Many Displays Over 30 Suites
- Extensive showroom 3,000 sq feet. • Accessories
- Bathroom Furniture • Expert Advice • FREE DELIVERY

Waterlooville
023 9226 6662

Open 8am-5pm Mon-Fri Sat 8am-12pm
 Free Delivery Across The South Coast 37 London Road, Purbrook

John Davis Woodturning Centre

**The Old Stables, Chilbolton Down Farm
 Stockbridge, Hampshire SO20 6BU**

(3 miles east of Stockbridge on the A30)

Tel **01264 811070**

Open 10.00am – 5.00pm Wednesday to Sunday

Brimarc

Crown Tools

Planet Manufacturing

Chestnut Products

Jet (Axminster)

Robert Sorby

Craft Supplies

Meantime Designs

5 Star Adhesives

Native & Exotic Blanks/ stock, Australian Burrs

Tuition by John and other Registered Professional Turners

Regular masterclasses & demo's

Website: www.johndaviswoodturning.co.uk

Owned & Managed by a Professional Woodturner for all your turning requirements

Woodfair – 6/7th July 2007 (10.00 – 16:30). 4 demonstrators, trade stands etc. see website for further details.

Computer Repairs



PC BROKEN ?	Full Diagnostic only £25
GOT A VIRUS?	Removal from £30
RUNNING SLOW?	Upgrades from as little as £25
PC CRASHED, CANT ACCESS WORK?	Data Recovery from £30
NEED ADVICE?	Call us, its Free!

Fast, professional and friendly service. Full workshop facilities available. Simply give us a call, we will collect your computer and return it fixed; usually within 48 hours

Home Visits & Wireless Networking starting from £30



07979 052 296

Innovation IT Services, 9 Avon Court, Crombie Close, Waterlooville, Hampshire, PO8 8NE

Wireless & Home Networking



BROADBAND ROUTER & 1 PC SETUP	£30
EACH ADDITIONAL PC	£10

Please note: Above are labour charges only, equipment supplied will be subject to survey and will be an additional cost.

Wireless networking is the cheapest and most effective way to connect all of your computers to the internet, share files and printers.

Innovation are leading experts in this field, able to:

Survey, *making sure you get the right equipment*

Install, *all wireless equipment quickly and professionally*

Secure, *from anyone attempting to hack your wireless link*

Call us now, for a fast professional and friendly service!



07979 052 296

Innovation IT Services, 9 Avon Court, Crombie Close, Waterlooville, Hampshire, PO8 8NE

Open Weekend

Once a year we open our doors to the public for a whole weekend, it's a brilliant time because every club member gets involved in some way, we draw on our resources and the results are amazing.

The night before. By the time the members arrived on the Friday evening the lathes were pretty much set up and the Gallery backdrop and table area had been erected, this work is best done with only a small number of members otherwise you get distracted and it all goes pear shaped. So now it was time to let the members loose using their imagination, skills and enthusiasm to dress the hall with boughs of holly, fa la la la la, la la la la, sorry but that just followed having sung that carol a good many times, just dress the hall. The members did a brilliant job and if I wore a hat I'd take it off to them, it was brilliant. Now I would like to take a few minutes of your valuable time to explain how we, the club did it.

Last year we had a committee to set up this weekend, this year I was sure of the help so no committee. Once I had confirmation of a number of things it was obvious it was going to work so no more sorting other than a brief chat with Don one Sunday morning, it just fell into place that Don would sort the lathes and turners and I would do the other things, this gave us one end of the hall each and so the door track across the room became a humorous "go back over your side of the line" wise crack. The result of everybody's efforts was a resounding success.

We had fifty prizes for the Tom-Bola table, another fifty for the public gallery, on top of this we had a good number of donations for the members raffle (to be drawn on our May turn in night) CRM at Waterlooville our local supplier, Robert Sorby and our own members gave more than 20 items giving a grand total of more than 130 donated items for the event when you include the cakes, quiche's sausage rolls, chocolate brownies biscuits and the list goes on. On our gallery table there were 54 beautifully turned pieces for the public to choose their favourite, this is an interesting area as there is a lot of discussion about why they like their piece over another, I hasten to add it was all very friendly.

I know I'm repeating myself but it has to be said, there was very little prep work on my behalf for this event, all the credit goes to the members of the Forest of Bere Wood Turners, as you can imagine there was a good many areas each with its own way of working, I had no system to finalise the gallery draw, I had no idea we would get the 120 donated prizes which would need sorting, labelling and some means to control their coming and going, the Pyrography and refreshments all need to be presented properly, collating the public choice information and explaining to the public how it works, advertising the event, and the list goes on.

But this was always going to be an easy event to manage as the club members are more than capable of working together, if they see something needs doing they get on with it, they think it through and draw on the experience they have between them. There is an increasing friendly atmosphere at our club to the point that a good many people have mentioned it and that's from members, visiting turners/demonstrators and the general public.

The event itself was well attended with a good deal of interest shown to everything we offered. Most notable for me was the linking of people together, in brief there was Simon and Cliff from the Learning Zone, there working with teenage children still of school age with problems, they came as we the club have started helping them and the children, they then got chatting to Chris and Lucy (Chris is an Arborist who did a

demo for us in October 2006) they live in the woods and have offered to assist them and Lucy has worked with trouble children and has agreed to pay a visit. Chris had a go at turning and is now well and truly hooked and can supply us with burrs and the like.

Grant, a service user at PDS Craft turned for the first time and now recognises Don, and Robin who used Pyrography to write Grants name on the finished piece. It was a real surprise when Grant followed my lead when I called out the names and numbers of the winners at the end of the day, he called out all fifty of them, a very emotional time for one particular caring person as he doesn't talk at PDS Craft? It turns out my wife knows Grants parents so they got chatting. Mark gave me a hand to return some things to Chris in the woods, Mark knew the previous Game Keeper there and has done some tree work so they got busy talking. These and I'm sure there was more I didn't hear about are the important things a club can build on, our members certainly aren't backward at coming forward.

The hall itself was filled with interesting things to see and touch, very important the touching, people must be able to pick things up and feel the object, as was explained to me a while back, pick the object up and see how it feels in the hand, its surprising how this helps when judging a piece. It seemed to me it took most people about an hour and a half to go right round the hall if they went to every table, chatted and had some refreshments. The oldest visitor was a 95 year old gentleman, who was interested in everything he saw and spent time discussing it, and the youngest was Kayleigh, she couldn't wait to get started and with jacket and goggles on Don helped her turn a dibber, Robin helped with the signing of it and to practice drawing a dragon on a piece of ply, she went home very proud of the items, I have a feeling we will see young Kayleigh again.

We had two young lads with us for most of the weekend, Dons grandson Greg and his pal Daren, (apologies if I got your name wrong, I lost my bit of paper) these two lads will be the foundation of our junior section, and the powers to be will set to putting this together ASAP. I chatted to a number of people about this over the weekend and others have shown some interest so next year we will give them their own area to use at this event.

We had much the same things as last year, the public choice gallery, things of interest, matching pairs, the raw and the turned where visitors try to pair them off, 5 lathes going with the chance to have a go, Pyrography the burning a design on wood or leather, the Tom-Bola, a display from PDS Craft, a group run by the City Council for people with learning disabilities, this showed how we the club are helping them, and finally the refreshments. To compliment all that there where members happy to explain things and generally chat about anything related. When the time came for the draw it was all arranged and ready to go, what more could you ask. And with an efficient calling of the numbers over it was time to clear the hall, This was done in around one and a half hours, which considering we had to return Kens big heavy lathe to his workshop, the public gallery display to carefully dismantle so we can use it again next year, five lathes to clear plus the shavings, cables, wood, all those prizes, kitchen to clean, floor to vac and 54 gallery items to find a home for etc it was pretty good going I thought. So once again a very big WELL DONE to all the helpers, it was a first class performance. And there goes another Open Weekend.

Boots March 2007

Open Weekend Financial Statement

The Open Weekend 24/25th March 07 were a great success as reported elsewhere. The net receipts are as follows:

Tombola		£97.00
Gallery		£94.00
Catering		£36.38
Members raffle		£130.00
Subscription	£8.00	
Sale of Material	£3.45	
Tuition	£25.00	
Total at Door		£36.45
Net Receipts		£393.83
Less Hire of Hall		£85.00
Passed to Club Funds		£308.83

Phil Carver

Open Weekend Photos



Open Weekend Gallery – Photo by Mick Giles



Grant and Mick selecting winning tickets for Gallery Raffle



Don Smith helping Grant turn a Dibber
(Photo by Mick Giles)



Part of Robin Lacey's Pyrography display/demo



John Hilton demonstrating



Pete Withers demonstrating

Photographs provided by Ray Matthews (unless otherwise stated)

April Club Night

Unlike the first meetings this year I had nothing in particular to do tonight so I was hoping to just relax and enjoy the night as a member of the audience, it's a real shame that wasn't the case though as I could have done with the night off. I arrived early, just a couple of guys there chatting, I checked to see if the kettle was on and put a couple of tables up, Colin set up most though so I resorted to chairs. Then the members started to arrive and it was time to go home. Well it seemed like that because the time goes so quickly, you spend the weeks looking forward to a club night and then when it arrives its over in a flash, I guess that's because I enjoy them so much as do all our members.

So what happened in between, Ken and John sorted the tea and coffee so nothing for me there, I helped set the lathe up, chatted to Lloyd who is looking into our camera system, sorted some things for members and took some pictures, I only briefly mentioned some things to the members after Don had finished so that was quickly over so I guess I pretty much did just relax and enjoy the evening demo. So with the announcements out of the way Don introduced Les Thorne our demonstrator for tonight, 99% of our members know Les so he was quickly into the demonstration.

First he did the basic Cove, Bead, half skew type things and finished with an egg on a pedestal with definition, a cut which gives the impression of it being made from two pieces, it's very important to define the some parts of a turned piece; it's what makes it look right. There was a lot of information along the way and what I have finally got into my brain is the soft part of the grain, which is the spring growth of the wood, in this case on the piece of pine he used, was the lighter material. I was familiar with the soft and hard areas but didn't relate it to the spring growth, there's hope for me yet. You see even a demo showing the basic cuts can reveal information that perhaps some of the more advanced turners did not know.

Les then explained the bowl he was about to turn and that he had one on the counter at John Davis's shop in Stockbridge, this was for people to pick up and get the feel of the beaded outer side. So first the outside was turned to shape with a chucking point and beaded round to just under the rim, he then gave it a good blast with a blow lamp until it was quite black in places, this was then brushed with a nylon wheel in a drill to remove any bits and make it nice and smooth, then it was sprayed with matt black cellulose paint. While this was drying Les gave a very funny 5 minutes or so explanation of the basic novice using his lathe for the first time and turning a bowl, you know the sort of thing, not reading the instructions, basic things like that and yes you've guessed it, he used me as the novice, it had the gathered members in fits of laughter but I think I may have lost a bit of street credibility because of it, that's if I had any to start with?

So back to the bowl, I think it was Lime wax that went on next and a good coating it got to, this was brush and cloth polished to a nice soft sheen. With the bowl reverse chucked the inside was turned and a nice shape turned in the centre, from the outside of the centre shape to just under the rim it was scratched is the easiest way to explain it, and lightly sanded, and with a touch of polish it was done. It was well after 10pm by now but it was well worth it. Don thanked Les and the audience applauded in appreciation for a brilliant, well balanced, humorous informative demonstration.

The reason it was so late was because we had our Open Weekend raffle at the half time break, with so many prizes donated it went on for some time, next year we will keep the meeting after the Open Weekend as a turn in. So after the competition results we had the draw for tonight's raffle as the hall was cleared. But that's not all, I mentioned young Kayleigh in the Open Weekend write up, I wrote "I have a feeling we

will see young Kayleigh again." Well I was right, as part of the turning tuition fee they are invited to a club night to see what we do and Kayleigh wanted to do just that so she did. I explained it may not be so interesting for a young person at a demonstration but this did not deter her. At this point I have to say well done to Les, his demonstration was all that I said in the previous paragraph for the whole audience, from young Kayleigh to the eldest most experienced turners. Both Kayleigh and her mum Helen really enjoyed the evening and a plus was she won a prize in the draw and Derek gave her the bowl blank he won, she now wants to know when she can come round and turn it. What more can I say other than many thanks again to Les and a big thank you to all the members as it's you who make it the friendly club it is.

So that was it, all over in a flash, although I still remember Les picking on me, I've booked a course of counselling sessions but they don't hold up much hope for me. To be fair John Davis and Carol's misfortunes were mentioned as well, they are both separate incidents, at different places, not together and at different times you understand; I'm burying myself aren't I, I'm beginning to wish I hadn't mentioned them now. So with the hall cleared and past 11pm it was time for the lights out and the last goodnights, and there goes another good club night.

Boots - April 2007

April Club Night Photos



Gallery



Advanced Comp.



Intermediate Comp.



Novice Competition



Les Spindle turning



Resulting Spindle



Les's Egg on Pedestal



Cleaning Beaded Bowl



Bowl after burning,
ebonising and lime waxing.

Photographs provided by Ray Matthews

May Club Night

There is a moral to tonight's club night article, don't say anything even in passing or it will backfire on you big time! A while ago I casually mentioned to Don our chairman and turn in organiser that I could demonstrate Themed turning it's so easy, and yes you've guessed the rest. So I've done my homework and got my list of what I need for the night plus some other odd bits to show with the theme being based on members being put off turning for the competition we have. There really is no need and I say that from personal experience, I think what happens is the detail for the project can make it look complicated, so its dismissed, now I mean no disrespect, these members are good down to earth hard working people but they have busy lives and so they don't give it a go.

I immediately adopted the demonstrator's stance, that's leaning on the lathe to talk to people; funny that, it wasn't intended it just sort of happened, I haven't mastered it yet as I kept stabbing myself on the tailstock Steb centre, but given time! My intention tonight was to show that even with the basic skills, lathe and tools even the most difficult looking project can be easy peasy. A useful asset is the basic understanding of Face edge, Face side as in joinery terms mixed with a bit of imagination and geometry, am I loosing you? I think its best explained at the lathe otherwise I'll be losing more than I gained.

Anyway I think it went well, I kept my audience right up until I suggested we take a break, big mistake that as some didn't come back right away and I had to work hard to get them back, I do remember looking up and seeing a lot of people at this stage, I wondered if I had a big grease mark on my nose or something but they where interested in what I was doing so I'm pleased with that, I really enjoyed it, well who wouldn't, the members are the best most friendliest you could wish for and with them asking questions and helping me when I forgot something it had to work.

I was very privileged to be turning along side John Davis and Rick Smith, two guys I have a great deal of respect for, I have to admit though I had asked Don what they did for this report as I didn't leave my lathe all night, so John Davis brought some tools and let members try them out on various projects and Rick did various shapes for light pulls and newel post tops, both had a good crowd taking it all in.

Sorry if this report seems to be all me me me, but have you noticed its been sort of leaning that way for a while now, for me its easier to write my experience on the club night as I don't need to make notes, I may have to ask Don something once in a while but I don't make notes. Now I've completely forgotten where I was? Oh yes, me me me, tonight I turned and I needed to explain what I did and why, that's personal motivation from myself so its easy putting it in writing, when it comes to John and Ricky I don't see that side of them so I can only comment on what they did and no more, I've lost you now haven't I.

Moving on, I gave my camera to young Kayleigh to use tonight but forgot to tell her to go all around the hall, so all my pictures are of my demo, how convenient you say, not really, the pictures are good all but one thing, some of them have me in them? So its Ray's pictures this time, many thanks Ray, I've had to rely on his pictures a numbers of times now. Dave did the tea/coffee tonight with a number

of helpers so they got to come out and see what was going on, Phil and Colin the treasury dept were busy keeping things up to date, and I mean up to date, when they go home its all but done and dusted, I must try that with my bookwork! Trevor sorted the raffle, nothing for me/Steve as he gave me his tickets (I forgot to buy some).

I sorted a number of things with members; I hope I get it all done now I'm home. Derek was here again tonight, seems a slight improvement with the leg; Bill came for the first time for what seems like for ever, looking very fit and healthy. Simon and Cliff came from the Learning Zone, don't think I've seen those two since the open weekend, Mike seemed in pretty good health and another Mike mentioned the Heart Foundation cycle ride he is doing soon. Angy had a disc with Grant turning at our open weekend and set up the television and had it running for all to see, Bill will have wanted to see that as he knows Grant from his demo's at PDS Craft.

Didn't see much of the competition table but I think there where a good number of entries, I need to visit Kens to take a closer look sometime, lovely piece. I hope, no I'm sure Ray will have a picture for me; you see I'm writing this before I get the pictures from Ray. Ken sets the competition projects and I came across a glass sample and I really loved the colour, so to sort of get our own back I/we the members challenged Ken to produce a piece using this piece of glass, well tonight he did, it was part of this months competition piece, very clever, well done Ken.

Well I think that's it, any more and I'll just bore you all? It was a very busy night; lots going on, forgot to mention the café area was busy. As usual the times gone and its time to pack up, of course I'm no where near ready so I'm the last lathe standing and its raining for loading the van, never mind, lots of help, loads more things to sort and the hall is clean and tidy. Just Don and I again with the last few bits to sort and its lights out and doors locked. And there goes another good club night.

Boots May 2007

FULL COLOUR copy of magazine?

You can now down load a copy from our website!

www.forestofberewoodturners.org.uk

Contact Mick Giles at the next meeting or drop him e-mail if you have any problem obtaining your copy.

Please visit the club website, and if you would like to contribute, submit your copy to Boots, either at the club or you can email him, at

mickgiles2001@yahoo.co.uk Website is

www.forestofberewoodturners.org.uk

He will be only too pleased to take your article to the web. Ed.

May Club Night Photographs



Our three member turners for the night:

Top Left Rick Smith

Top Right John Davis

Left Mick Giles



Novice competition pieces



Intermediate competition pieces



Advanced competition pieces



Ken Briffett's challenge piece



Gallery

All photographs on this page supplied by Ray Matthews

Masterclass - Mick Hanbury

Mick had travelled down the afternoon before; it was about a 5-hour trip, as I understand it, and stayed overnight at Don's house. This meant that Mick was fresh for his demonstration today, and it showed. I arrived at the hall early and had the chance to chat to Mick as he set up. I found him easy to talk to and keen to help. Mick laid out a number of finished items, all of excellent quality and a good selection of projects.

His Demonstration was very good, his tooled finish, well if I didn't say perfection it would be a crime, so much so I suggested the members do as I did and go up to see for themselves, they were as stunned as I was to say the least. I was paid handsomely in advance for that last comment. As usual there were many questions answered throughout the day with some humour thrown in, apart from a textured box Mick only turned one item. A bowl/platter/box seemed to be the best way to describe it, the design was brilliant as it gave us another aspect of what could be turned, the method was enlightening and the skill outstanding.

Various finishes were adopted to produce a beautiful piece including some piercing, the lid fitted just right as you would expect and was topped with an ornate Ebony finial. All in all, one of the best demonstrations I've ever seen. Lunch was provided by Aline and Nicky and was up to its usual first class standard. For those of you who have yet to attend a Master class, you're missing out big time, if you can possibly get to one then do so, they are well worth it. And there goes another brilliant Master class.

Boots May 07



Mick showing the flowing lines of his lidded bowl



The partially finished lidded bowl

Photographs shown above provided by Mick Giles

Masterclass Photographs



Above: Mick demonstrating.

Below: Some of Mick's fantastic pieces



All Photographs on this page provided by Ray Matthews

Masterclass with Nick Agar
Saturday 24th November 2007

On Saturday 24th November 2007 The "Nick Agar" Masterclass will be held at The St.John Ambulance Hall, Havant.

Tickets will be available from "Dave Hayward" at a cost of £18, which includes lunch.

Seats are limited so book NOW for this very good day out.

OPEN TO ALL MEMBERS AND GUESTS

For Sale

Lathes and various Machine Tools

There are a great number of tools etc for sale at the moment within the club, too many to mention here. Sorry!

Potential buyers please check out the club notice board on club night or visit the club website for a full listing of these tools.

Sellers please pass your listing to Mick Giles to add to the website and put a copy on the notice board (remember to remove when item sold).

A Warm Welcome to New Members.

On behalf of the club, I would like to welcome the following new members, who have joined since the December 06 issue of the magazine.

Kenneth Wilson, Kim Rogers, Gordon Ingram, David Salmon, Ian Barley, Colin Mullineaux, Mick Payne, Clif White, and Simon Ginns

I hope that you are finding the club to your liking, and maybe have already made some new friends.

Please feel free to contact any of the committee if you have any questions etc.

The committee contact details are on the back page of this magazine.

Carol Purnell - Editor.

New Members are the lifeblood of our club, do "YOU" know of anyone who might like to come along for a visit?

Forthcoming Competition Programme.

Intermediate/Advanced

July 07 – 600mm High Turned Structure

With the help of all those lovely scraps 'that are too good to throw away' let your mind run free and make 'something' 600mm high. Other dimensions are your choice but individual 'scraps' should be no bigger than your hand span.

August 07 – Working Drawing

Accurately turn the object shown in the working drawing supplied by Rick Smith.

September 07 – Research and Turn

The aim here is to explore the myriad of modern well-designed forms of packaging i.e. bottles, boxes etc. then translate and make your choice into a functional and/or decorative item.

Please bring the original package or a photograph.

Beginners

July 07 – Cheese Platter

Probably the first priority is to have a food friendly surface i.e. sycamore, marble. These materials may be set into or on the 250mm diameter base.

Ideally the wood should be quarter sawn to reduce the risk of distortion.

Drilling into the 20mm thick vertical edge – not the horizontal rim, can be tricky – especially with the larger diameter drills. Forstner bits work well. Plugs do not have to be finish flush with the surface and can be made from a wide range of materials.

August 07 - Working Drawing

Accurately turn the object shown in the working drawing supplied by Rick Smith.

September 07 - Research and Turn

The aim here is to explore the myriad of modern well-designed forms of packaging i.e. bottles, boxes etc. then translate and make your choice into a functional and/or decorative item.

Please bring the original package or a photograph.

Ken Briffett.

If anyone has particular thoughts for specific projects which could be included in the monthly competition please feel free to contact me on 02392 483625. - **Ken Briffett**

Turn Out Your Feelings

This is your section to let us know your REAL views on any subject

Dear Editor,
I'm kicking off this new section with a letter from me as a member to me as the editor and it is about the March club night demonstration.
Our demonstrator was Jennie Starbuck. Whilst I loved her use of dyes etc and the results were stunning I did not enjoy the demo. I found it to be more a 'Show and Tell' with a Blue Peter type of 'this is one I did earlier' than a demonstration. There may be valid reasons why she could not demonstrate her techniques etc., but regardless it was one club night that I did not fully enjoy. I should add at this point that this is my personal viewpoint and does not in any way reflect the opinions of the committee or other club members.
Carol Purnell - Member

I enjoyed the open weekend because I got a chance to have a go at woodturning and pyrography. I am looking forward to turning a bowl from a piece of ash that I have been given.

From Kayleigh Chappell
Aae 9



Please feel free to agree or disagree with any issues. I will publish letters sent to me without bias or favour. – Carol (editor)

Quick Tips

Use an empty Hot Stuff bottle for oil. It is easy to deliver it drop by drop. The nozzle may be cut to a suitable size outlet hole. If the original nozzle is past further use, you can buy a packet of new nozzles. I find this works well for oiling my Record lathe bearing that requires only two or three drops of oil occasionally. Make sure you mark the bottle well so you don't squirt the oil where you need glue.

Use an old plastic card (e.g. Visa) behind grit cloth where there is a need to keep the edge sharp. I find it helps on other occasions too. Not very often as for most jobs the fingers are adequate. The plastic card will bend into most easy shapes and spreads the pressure from fingers just a little bit more.

John Hilton

W.L.West & Sons Ltd

est 1865

Sawmillers & Timber Merchants

Temperate & Tropical Hardwoods
Hardwood floors supplied and installed.
Bespoke hardwood worktops.
Gate and Fencing contractors
Machining facilities for the carpentry & joinery industry.

Smaller User & Enthusiast Shop

European & Exotic hardwoods Australian Burrs ♦
Woodturning blanks Carving timber ♦ Tools & finishes
by Sorby ♦ Crown Tools ♦ Ashley Iles Chestnut ♦
Accessories by Craft Supplies
Ideal for DIY, Turning & carving enthusiasts

NOW AVAILABLE:

**Woodturning courses available for beginners
and more advanced students**

Shop Email: enthusiast@wlwest.co.uk

Shop open: Mon-Fri 8am'til 5. Sat 10.00 am-4.00pm

Find us half way between Midhurst & Petworth just off of the A272
opposite the Half Way Bridge Inn

Selham, Petworth, GU28 0PJ

t: 01798 861611

f: 01798 861633

sales@wlwest.co.uk www.wlwest.co.uk

Robert Bish DIY

Established 1961

- Power and Hand Tools
- Hardboard Veneers and Timber
- Door and Cupboard Hardware
- Plumbing Goods

252 Fratton Road, Portsmouth, PO1 5HH

Tel: 02392 820602



CRM SAW COMPANY LTD.

17 ARNSIDE ROAD, WATERLOOVILLE, HANTS. PO7 7UP

Tel: 023 9226 3202 or 023 9225 5144, Fax: 023 9223 0064

e-mail: sales@crmsaw.co.uk, web: www.crmsaw.co.uk

WE ARE STOCKISTS OF:

Liberon wood finishing products, Chestnut finishing products

Turning tools from: Robert Sorby, Crown, Record

Power tools from: Hitachi, DeWalt, Ryobi

Machinery from: Record, Charnwood, Elektra, Scheppach, Jet

Tooling & Accessories from: Trend, Titman, Clico, Brimarc, Record, Freud Etc.

NEW PROXXON range of model making power tools in stock

15% off CROWN & SORBY TURNING TOOLS

(please present your club membership card when purchasing)

Visit our new website at www.woodworkingtools.co.uk

The Forest of Bere Woodturners Association

Committee

2006 - 2007

Chairman	Don Smith	donline2004@yahoo.co.uk	023 92473528
Jnt Vice Chair/Web	Mick Giles	mickgiles2001@yahoo.co.uk	023 92389005
Jnt Vice Chairman	Bill Thorne	bill.thorne2@virgin .net	01243 672992
Secretary	Ted Jones	edward.jones80@ntlworld.com	023 92252595
Treasurer	Phil Carver	philip.carver@ntlworld.com	023 92647715
Shadow Treasurer	Colin Holman	colincholman@aol.com	023 92596996
Magazine Editor	Carol Purnell	carol@carolp.plus.com	01243 605927
Prog. Organiser	John Webb	john.webb@ntlworld.com	013 29311744
Member	Ken Briffett	No Email Address	023 92483625
Member	Dave Hayward	dave.hayward2@ntlworld.com	023 92719132
Member	Peter Withers	peter@withers1938.fsnet.co.uk	023 92786130
Member	Robin Lacey	robin.lacey1576@ntlworld.com	013 29842004

Helpers

Chief Judge	Eric Warnecke
Library and Badges	Jim Morris
Club Night Teas	Volunteers on the night
Raffle	Trevor Dobbs

Meetings

The club meets every Third Wednesday of the Month at The St.John Ambulance Hall, Fraser Road, Bedhampton, Havant, Hants. PO9 3EJ (Opposite the Rugby Club)

Disclaimer

Entries in this publication are the opinions of the contributor and are not necessarily approved or endorsed by either the Editor or the Officers of the Club.
