


**F&B**  
**W&B**



Now With 28 Pages.

Now With 28 Pages.

**Autumn 2006 Edition**

**Quarterly Magazine**

**Contents**

Editorial.....3	Competition winners for 2005/2006.....13
Message from the Chairperson.....4	Competition Cup Results for 2005/2006...14
Changes at Innovations. .By James.....5	Monthly Competition Results for 2005/6...15
InnovationsComputer Repair New advert .6	Computer Hints by Del. the Ed.....16
INNOVATION Computer sales New flier.....7	John Davis Novices visit By Boots..... 17/19
The Monthly Raffle ..By Trevor Dobbs.....8	Beginners competition projects 2006/7...20
Reg Sherwins Masterclass .by D. Blake.9/10	Intermed/Advanced projects 2006/7.....21
Club Announcements.....11	P.D.S. Craft invitation ..(Advert).....22
P.P.S. Advertisment.....12	Aug 06 Turn-In by Boots.....23/25
Treasurers Report 2005/6.By Phil Carver...12	Committee Details & Email addressess...28

Autumn Quarter



September 2006

www.rpm-repro.co.uk

Short-run digital and litho printing  
Catalogues, stationery & books  
direct mailing

Self-published books – ideal for local history,  
novels and biographies  
design and illustration service

Expertise at your fingertips

FREEphone: 0800 0131 777      email: sales@rpm-repro.co.uk

2-3 Spur Road, Quarry Lane, Chichester, West Sussex, PO19 8PR    t 01243 787077    f 01243 780012    isdn 01243 786473

## CHICHESTER, WEST SUSSEX

### TED FARROW'S SCHOOL OF WOODTURNING

#### 2-5 DAY WOODTURNING COURSES FOR ALL LEVELS

2-5 days value for money woodturning courses for all levels. The novice will enjoy 1-1 tuition from TED FARROW, a respected, time served tutor. LEARN BY DOING, and be surprised by your progress in a custom built workshop with dedicated dust extraction system and good lathes. Also, find out how to build your own airborne dust extractor for under £15.

**Lunch, Tea and Coffee supplied. Accommodation available.**

For full details telephone: **01243 527242** any time.

email: woodturner@tedfarrow.co.uk

website: www.tedfarrow.co.uk

**Gift vouchers for full and part payment of courses now available.**

**WOW! These magazine issues seem to come around faster each quarter**

Innovations our friendly computer shop has unfortunately closed its doors, due to a lease problem. However James will be carrying on his business from a mobile unit. See the letter and new adverts in this issue for details of how to avail yourself of his services.



I let myself be talked into being one of the demonstrators for the August Turn-In this year, boy was that an experience or what? I enjoyed myself enormously, and I hope that those of you who were brave enough to watch my demonstration were not too disappointed. It was very encouraging to be asked so many sensible questions, and I hope that my answers were of help to you.

Angy from P.D.S. Craft, has asked that I include an advert in this issue, inviting you all for a coffee morning. This I have done willingly, and it can be seen on page 22.

**I have this year had to make a very hard decision. After a number of years editing the magazine, Ill health and impending hospitalisation has forced me to decide to stand down from the committee at this AGM, and also to ask for someone to work shadow the editing role this coming year with a view to taking it over from me next year. It is not all that daunting a job, and it is usually very satisfying when it is issued at club nights. I hope that someone will pick up the gauntlet for me.**

**Don't forget to visit the website "[forestofberewoodturners.org.uk](http://forestofberewoodturners.org.uk)"**

***Derek Blake, - Editor.***

***Please keep sending in as much as you can for the mag. Preferably in A5 page format 9 or 10 point, with a 1cm margine all around, on a floppy, CD, DVD or Email me direct.Or even Hand Written copy.***

**Email To [derek.blake57@ntlworld.com](mailto:derek.blake57@ntlworld.com)**



This is my last report in my year as Chairman and my first duty is to thank all members of the committee for their input over the last year and I would like to thank three members by name.

1. To organize the programme for monthly speakers is not an easy task so a special thanks to Ken White for his perseverance for doing this and I know that he is well into organizing next years.

2. To Mick Giles for the way he has managed the Web site and for his fresh approach to other events and ideas.

3. To Derek Blake who has spent many hours organizing and compiling the Quarterly Magazine and many other printing matters as well. However as I said early thank you all.

Over the course of the year we have members doing other things such as Judging the Monthly Competitions, running the Library, Raffle and each month two members spending time supplying us with refreshments so a big thank you goes to all of those unsung heroes of our club, and a big thank you must also go to you all for attending and making this club what it is.

Over the year we have had numerous speakers and demonstrators all very informative in their own field of expertise. Our thanks also went to Les Thorne who stood in at the very last moment to take on a Masterclass back in November and to Reg Sherwin who in his usual style and brand of humour did us proud at the May Masterclass. For those members who missed these events, and would like to know more about what goes on, may I suggest you book in for the next Masterclass, which is being held on November 18<sup>th</sup> when Tony Wilson will be demonstrating.

The biggest club event, which was a great success, was the Open Day weekend back in March when over 60% of the membership came along and visited the show, and hopefully we can run the show again next year. **"Well done everybody"**.

I have accepted the nomination to stand for re-election as Chairman for 2006/2007; I felt that I should stay on (if this is what the membership required) so that we are well established within the new building before passing over the reins.

18 members regularly took part in the monthly competitions this year and produced a wide range of interesting and challenging projects. Well done to all of you who took the time to turn up your masterpieces. For those who stopped entering the competitions owing to the fact that felt you had been moved up too soon then please contact Eric Warnecke or myself and we will re-instate you back into your original group.

During the next twelve months we have many more interesting projects for you and hope that more members will take up the challenge, **so come on, get those lathes turning and bring your pieces along to be judged.**

Over the coming months your committee will be looking into a better Camera system to enhance our evenings, however once we have all the data to hand with costs and advantages we will of course discuss it with the membership before going ahead to purchase. Once we have the memberships authority we then need to approach St John Hall Management committee to ask their permission to install it as a permanent fixture.

**Don**

**Chairman**



Telephone: ((TBC))

Mobile: 07979 052 296

e-Mail: James.Bichard@Ntlworld.com

Forest of Bere Woodturners  
Derek Blake  
82 Burnham Road  
Copnor  
Portsmouth PO3 5DS

Dear Mr Blake,

After a great year of helping our customers our lease in Hambledon Parade has unfortunately come to an end and we have been unable to renew it. The shop will be closing at the end of August. We are, therefore, going mobile until new suitable premises can be found.

Home visits will still be available or we will collect and delivery your pc (free of charge) for any repairs.

We hope this will not deter you from using us for all your computer needs. Please call in to the shop before we close if you have any queries about the situation.

We will still be contactable on the mobile phone number 07979 052296.

We thank you for your custom over the previous year and wish you all the best for the future.

James and Stephanie at Innovation

# Computer Repairs



<b>PC BROKEN ?</b>	Full Diagnostic only £25
<b>GOT A VIRUS?</b>	Removal from £30
<b>RUNNING SLOW?</b>	Upgrades from as little as £25
<b>PC CRASHED, CANT ACCESS WORK?</b>	Data Recovery from £30
<b>NEED ADVICE?</b>	Call us, its Free!

Fast, professional and friendly service. Full workshop facilities available. Simply give us a call, we will collect your computer and return it fixed; usually within 48 hours

*Home Visits & Wireless Networking starting from £30*



**07979 052 296**

Innovation IT Services, 9 Avon Court, Crombie Close, Waterlooville, Hampshire, PO8 8NE



# Wireless & Home Networking



<b>BROADBAND ROUTER &amp; 1 PC SETUP</b>	£30
<b>EACH ADDITIONAL PC</b>	£10

*Please note: Above are labour charges only, equipment supplied will be subject to survey and will be an additional cost.*

Wireless networking is the cheapest and most effective way to connect all of your computers to the internet, share files and printers.

Innovation are leading experts in this field, able to:

**Survey**, making sure you get the right equipment

**Install**, all wireless equipment quickly and professionally

**Secure**, from anyone attempting to hack your wireless link

Call us now, for a fast professional and friendly service!



07979 052 296

Innovation IT Services, 9 Avon Court, Crombie Close, Waterlooville, Hampshire, PO8 8NE

## **THE MONTHLY RAFFLE**

Having run the monthly raffle for well over a year now, I would like to thank all members for the support given. I would also like to thank those members who have given extra prizes over that time, every little helps as they say.

I have tried to vary prizes each month with a cross the board range of prizes that the money available can buy (the average for this year has been £30 a month).

My dilemma has always been, do the members want blocks of wood, tools or finishing products etc. associated with woodturning or something else. The following gives some idea of what you could buy if you specialize on the raffle on the open market for around £30:

1. Wood - Probably five or six pieces of good wood blocks.
2. Tools - Might get one or two small gouges.
3. Finishes - Four or five items if you are lucky.
4. Mixed bag - As we are now.

I would be interested to know if members are happy with the way we are or would they like to see any changes in the presentation. Please remember more value mean less prizes. If anybody would like a chat they know where to find me on club night but you will have to buy a raffle ticket first!

Thanks again for your support, we have a good club and I hope that the raffle in its small way gives that little bit extra to the committee who do a fine job each month.

**Trevor Dobbs**



Reg. last visited the club on 24<sup>th</sup> July 1999. A full house arrived very early today and soon settled in with tea and coffee flowing freely. The audience, singing happy birthday to him, surprised Don.

Reg started with a brief résumé of his career. He followed this with a brief explanation of how he works.

The first offering from Reg was a goblet with a difference. Using various special tools and gouges he turned a goblet, which was so small, the camera set up could hardly focus on it. It was about 3mm X 6mm. Reg showed various tools and explained their use, and the merits of them. Reg presented this goblet to me in exchange for a copy of my last report on his visit in 1999.



**The Goblet with a 5p piece**



**The Garden Dibber.**

The next offering was to be a demonstration of turning a piece of rough old pine. Reg turned a dibber. Whilst working Reg took time out to explain turning techniques with the aid of teaching aids and props that he had prepared earlier. **“Reg Tip.”** When you have finished sanding, turn the workpiece end for end, this has the same effect as reverse chucking and gives a far cleaner finish.

There then followed a discussion about the bevel grinds available and their merits or pitfalls. This was followed by a demonstration of tool grinding with a jig.

At this point lunch was served; Aline Smith and her helpers did us proud again. “Well-done ladies and thank you”.

After lunch, Reg’s wife did a brisk trade with their shop, which they had brought with them.

Reg then continued discussing and demonstrating, the various aspects of tool grinding and sharpening.

After sharpening, Reg demonstrated pommels. Reg turned different shaped pommels on a piece of pine to demonstrate the techniques required to produce furniture spindles etc. Reg followed this with a demonstration of the finish obtainable from a roughing gouge used at different cutting angles.



**The Pommel demo.**



**The Tool Handle**

Reg then showed how he makes tool handles. Reg drilled the pilot hole for the blade first. The blank was then fitted blank between centres and roughed it to a cylinder. He then formed a flange to fit the ferrule onto. When the diameter was correct, he stopped

the lathe and fitted the ferrule so that the end of the handle would not split when the tailstock was tightened. With the work piece back on the lathe, Reg turned the remainder of the handle adding embellishments as he worked.

Next Reg turned a whizzer. If you do not know what a whizzer is then I am sorry, you have missed out and you will need to ask one of the lucky 33 people who came to the Masterclass.

The next toy Reg made was a whipping top. This item brought back memories of childhood for the older members of the audience. Yes I had to have a go too. You should have seen grown men trying to get the thing to run.

Next Reg showed how he makes the almost oval handles on his bradawls. Using a piece of rectangular sectioned ash, Reg fixed it between centres and turned the profile. Explaining that he would normally fit the handle with a ferrule to prevent it from splitting under use. When the handle was finished Reg fitted a masonry nail into it and then ground it to a tri-point. This he explained acts to cut out a cone shaped depression in the wood when marking out, rather than pushing the fibres to one side.



**The Brad Awl Handle**



**The Pen**

Reg then told us that he was going to make a Guardsman. This statement sent a ripple of interest around the audience some of whom were rather rudely starting to feel the effects of the lunch and were almost dosing off. Well Reg did indeed turn a guardsmen from Olive Ash; again you should have come along to see for yourself. You really did miss out by not coming you know.

Reg then showed how to make a pen, which uses a Bic pen refill. Again using Olive Ash, Reg showed how he drills the blank. Reg first drilled the end of the blank using a standard 5/32" (4mm) drill. This he followed by using a long series drill. He used chalk to lubricate the drill whilst drilling. After drilling the blind hole, Reg showed how he finds the true centre of the blind end, using a special jig he has made. After fixing the blank between centres Reg turned the pen and polished it he then fitted the refill and passed it around for the audience to admire. This brought the Masterclass to a reluctant close.



**The Guardsman**

All the audience gave a really appreciative round of applause to Reg. for giving us another memorable day. **THANKS REG!**

**Written By. Derek Blake**

**Photos by Ray Matthews.**

**MIDNYSN**

**8 MAY 18<sup>th</sup> . No 006**

**Orig 8<sup>th</sup> . No 006 MIDNYSN'Mb**

**WMS/ATH/HS**

**WMS/ATH/HS 7.50p**

**MB**

**SHNOV/MB**

**OPEN TO ALL MEMBERS AND GBS**

**FOR SALE**

**Lathes and various Machine Tools**

**There are a great number of tools etc for sale at the moment**

**Within the club, too many to mention here. Sorry!**

Please visit the club website for a full listing of these tools.

Or contact one of the committee if you do not have a computer.

**A Warm Welcome to New Members.**

On behalf of the club, I would like to welcome the following new members, who have joined since the June issue of the magazine.

**Robert Elliott and Edward Clayton**

I hope that you are finding the club to your liking, and maybe have already made some new friends.

Please feel free to contact any of the committee if you have any questions etc.

The committee contact details are on the back page of this magazine.

Derek Blake Ed.

**New Members are the life blood of our club, do "YOU" know of anyone who might like to come along for a visit?**

**For All That Your Bathroom Needs**




**PPS**  
**Portsmouth Plumbing Supplies**




- Affordable Luxury Bathrooms
- Many Displays Over 30 Suites
- Extensive showroom 3,000 sq feet. • Accessories
- Bathroom Furniture • Expert Advice • FREE DELIVERY

**Waterlooville**  
**023 9226 6662**




Open 8am-5pm Mon-Fri Sat 8am-12pm 37 London Road,  
 Free Delivery Across The South Coast Purbrook

**REPORT**

**ENDING 31/07/06**

The year began with 79 members. 9 resigned, sadly 2 died and 17 joined. We now have 85 members.

The forecasts were grim during the first few months with a falling membership and threats of closing down but the year end accounts show a very different picture with financially our best ever year.

Income was increased by higher attendance on club nights, magazine advertisements and generous donations

The master classes, Christmas social and open days generated £107, £59 and £293 respectively for club funds.

Expenditure was less than forecast. Hall hire was £120 and monthly speakers fees £200 less than last year.

Income exceeded expenditure by £1355, the highest since the club started

**For the fourth year the officials and committee members chose not to claim for postage, telephone calls and stationery.**

The budget for 2006-7 shows available cash reserves of **£3620**.

**PICHA**

**COMPETITION WINNERS FOR 2005/2006**

**GROUP WINNERS**

	<u>Position</u>	<u>Membership No</u>	<u>Name</u>	<u>Points</u>
<b><u>Bg</u></b>	1 <sup>st</sup>	220	DAVID JENKINS	479
	2 <sup>ND</sup>	264	C HOLMAN	476
	3 <sup>RD</sup>	271	STEVE BROWNING	425
	4 <sup>TH</sup>	267	DAVE WINSER	401

**Ith** **NO CLASS THIS YEAR**

<b><u>Ad</u></b>	1 <sup>ST</sup>	207	MIKE GILES	550
	2 <sup>ND</sup>	242	PETER HALLAM	539
	3 <sup>RD</sup>	153	KEN BRIFFETT	375

**C/MOPb**

**Winner of the "Woodturner of the Year" Cup**

207 (Advanced) MIKE GILES 110

**Winner of the "Don Smith Challenge Cup"**

242 (Advanced) PETER HALLAM 107

**Runners Up**

3 <sup>RD</sup>	220 (Beginners)	DAVE JENKINS	99
4 <sup>TH</sup>	264 (Beginners)	COLIN HOLMAN	94
5 <sup>TH</sup>	271 (Beginner)	STEVE BROWNING	89
6 <sup>TH</sup>	267 (Beginners)	DAVE WINSER	85
7 <sup>TH</sup>	153 (Advanced)	KEN BRIFFETT	72

FOREST OF BERE WOODTURNERS ASSOCIATION CUP COMPETITION RESU LTS 2005/2006													
MEMBERSHIP NO	SEP	OCT	NOV	DEC	JAN	FEB	MAR	APR	MAY	JUN	JUL	AUG	TOTALS
<b>BEGINNERS</b>													
215 D HAYWARD		9		9		7							25
220 D JENKINS	8	8	9	8	10	9	9	9	7	7	8	7	99
252 A PIKE	9												9
264 C HOLMAN	10	8	7	7	9	5	9	9	9	6	7	8	94
267 D WINSER	7			10		10	10	10	10	9	10	9	85
268 P MORGAN		7	8			7	5	6				6	39
271 S BROWNING		10	10	6	8	9	7	9		10	10	10	89
273 A SKERRETT										5			5
277 A GILES							6		8	8	6		28
<b>INTERMEDIATES</b>													
<b>NONE</b>													
<b>ADVANCED</b>													
5 E WARNECKE					8	6							14
9 T DOBBS			7										7
47 P WITHERS								9			8		17
153 K BRIFFETT			5	10	10	10		9	9		9	10	72
173 J LEA	8												8
188 R SMITH			10										10
207 M GILES	10	10	9	9	7	8	9	10	10	10	10	8	110
242 P HALLAM	9	10	8	8	10	9	10	9	8	9	8	9	107
243 M DENTON			6		6	7		6				7	32



FOREST OF BERE WOODTURNERS ASSOCIATION													
MONTHLY COMPETITION RESULTS 2005/2006													
MEMBERSHIP NO	SEP	OCT	NOV	DEC	JAN	FEB	MAR	APR	MAY	JUN	JUL	AUG	TOTALS
<b>BEGINNERS</b>													
215 D HAYWARD		42		46		38							126
220 D JENKINS	39	38	41	40	43	41	44	42	36	42	38	35	479
252 A PIKE	41												41
264 C HOLMAN	42	38	37	38	41	37	44	42	42	41	36	38	476
267 D WINNER	38			47		47	49	45	43	44	44	44	401
268 P MORGAN		36	40			38	35	33				33	215
271 S BROWNING		44	43	37	40	41	39	42		46	44	49	425
273 A SKERRETT										33			33
277 A GILES							37		38	43	35		153
<b>INTERMEDIATES</b>													
<b>NONE</b>													
<b>ADVANCED</b>													
5 E WARNECKE					46	43							89
9 T DOBBS			41										41
47 P WITHERS								44			41		85
153 K BRIFFETT			34	50	50	51		44	46		48	52	375
173 J LEA	43												43
188 R SMITH			48										48
207 M GILES	51	48	47	48	42	46	43	45	47	43	50	40	550
242 P HALLAM	45	48	45	47	50	49	45	44	37	40	41	48	539
243 M DENTON			39		34	44		40				39	196



~~COLO~~  
~~Ed~~

**You can now down load a copy from our website!**  
**[www.forestofberewoodturners.org.uk](http://www.forestofberewoodturners.org.uk)**  
Contact me at the next meeting or drop me a letter on the email if you have any problem obtaining your copy.



~~C#H#D#E#~~

**Q. How do you print a copy of what you have on the screen quickly?**

- ❖ Hold down the "Alt" key,
- ❖ Press the "PrtScn/SysRq" key whilst holding the "Alt" key down.
- ❖ Open a new page in your Word processor application.
- ❖ Right click on your mouse and select "PASTE".
- ❖ You should then have the image displayed on the page ready to print.

**Q. How do you move from one box to another when filling in forms etc?**

- ❖ Press the "Tab" key when using windows XP.
- ❖ This will move the cursor to the next available "Dialog Box".

**By Derek (Del. The Ed.)**

Please visit the club website, and if you would like to contribute, submit your copy to Boots, either at the club or you can email him, At [mickgiles2001@yahoo.co.uk](mailto:mickgiles2001@yahoo.co.uk)  
Website is [forestofberewoodturners.org.uk](http://forestofberewoodturners.org.uk)  
**He will be only too pleased to take your article to the web. Ed.**

**John Davis invited a number of beginners from our club for a day's tuition in his new workshop in Stockbridge.** For various reasons John offered to help them with the basic skills, it pretty much put the final touches to a project I've been working on for a couple of years now which was basically to get these real beginners to start turning regularly. I started entering our club monthly competition some years ago and found that if I hadn't I probable was only turning once or twice a year which wasn't advancing my skills in any way despite my monthly club nights and attending the master classes. It wasn't long before I realised just how important it was to turn on a regular basis and I only started because of a casual remark from a conscientious club member.

Once I realised how important it was I started my quest to encourage others, sadly I only managed to get a few people interested despite various ideas I tried. The final break through came much later from an arranged meeting; a dozen or so members came along showing some interest in just having a chat about it. This meeting was invaluable to the cause, as it revealed the main reason for members not entering the competition. So now you can understand my excitement, with John's generous offer there where 12 beginners at his workshop for the day and they thoroughly

enjoyed it. I knew John was passionate about getting people started and it showed, he was very understanding of their capabilities and made them feel at ease.



Video

There wasn't a single person afraid to step up to the lathe and complete the exercise John set them. I have to admit I did wonder if that was going to be a stumbling block, not that I doubted John's ability but I wasn't sure with three students to a lathe in unusual surroundings whether they would all actually have a go. As it happened you couldn't have stopped them if you tried. I think this was the result of a number of factors leading up to it and the main one being just how friendly our club has become with members really mixing and enjoying their club nights. John completed the circle as it were to very good effect.

So after giving you the entire history since time immemorial I'll get on with what I started to write about and that's our day at John's new workshop, "hooray", and "about time too" I hear in the back ground! But I had to explain how when and why, oh never mind, here we go then.

## Orbit

Three of us travelled together and left in good time, on arrival we realised we were all but the last there, all good plans as they say, (stick to the plot Boots). Angy had made personalised badges for us all so we knew who we were talking to. She used her imagination as in, mine had tea boy on it and John's had The Boss, only right I suppose, I know my place. All thirteen of us started with a cup of something and got chatting as we wandered around his shop and workshop areas. John gathered us together in the workshop and I quickly introduced him and away we went. With a very good explanation of what to expect and do, John gave a demonstration on the lathe.



## Jobs

Then splitting into groups of three they found one of the four lathes complete with a set on nice

new tools, they marked the 2" x 2" x 9" pine and put it between centres. They each turned to a round and completed the first part of the exercise. As each person in turn carried out the task they were talking about it and helping each other get it right. This was pretty much the format for the whole exercise but with the addition of John visiting each lathe to check on progress, obviously some needing help in some way. We had the usual breaks for tea/coffee and lunch and it was encouraging to see most of the lathes in action during this time. The exercise was to turn a bead and a cove using the spindle-roughing gouge, spindle gouge and skew.



## Done

Once they had all completed the task satisfactorily it was time for John to look at the tools the class had brought with them, and as you can imagine it wasn't long before John was grinding a number of them back into a useable state. Sadly all too soon our day was over, I thanked John for our brilliant day and the group applauded well. So with the last few purchases from the shop the students disappeared into the car park. Well all except one!

Angy has been trying to find time between her commitments to her class at work to practice turning an apple; this is encouragement from Bill and I, mainly Bill though. So John with a 4" cube, set to helping her turn a large apple. I received an email shortly after saying the apple was turned and she did most of it. Well done! Angy and my many thanks to John. Well what more can I say other than many thanks to John, and especially his wife for staying on just that little bit longer.



**Angy & Bill**

**Bill**

The day wouldn't have been complete without the help of Paul, John's son and John's understanding wife who I have to apologise to because for some reason I have completely forgotten her name, she made us feel at home and cleaned our cups ready for the next time. So in conclusion. It was a brilliant day out, very much appreciated by everybody and they all went home very much more enthusiastic about their turning. So job done.

I have since received a good number of emails and calls explaining how much they enjoyed the day and asking when the next

one is, plus to pass on their thanks to John. I have to point out that this is something John has done as a special just for our club. So if you are not a member of the Forest of Bere Woodturners, firstly why not? And secondly, you will need to contact John Davis and ask about the specific courses he does run. I can, along with the dozen students that visited John without a doubt guarantee his capability to teach, he is very understanding and patient making everybody feel at ease.



**John**

**John**

Many thanks again John on behalf of the club for a brilliant day, and of course my good wife for making the chocolate brownies.

**MB**

**PHB**

<b>FOREST OF BERE WOODTURNERS COMPETITION PROGRAMME 2006/2007</b>	
<b><u>BEGINNERS</u></b>	
Oct '06	Kitchen towel holder.
Nov.	A bit of turned fun for Christmas.
Dec.	2 turned and part painted Christmas tree decorations.
Jan.'07	Pot Pourri bowl.
February	A <b>PAIR</b> of same shape light pulls. One dark and one light coloured wood.
March	A Handle for a turning tool, including its ferrule and decorative end for identification.
April	A Goose size egg and eggcup. Decorate one or both.
May	A Candleholder complete with one wax " <b>BALL</b> " candle.
June	A String operated spinning top with a turned handle.
July	A 250mm cheese platter with drilled and plugged decoration in a 20mm thick edge.
August	Accurately turn the object shown in the working drawing, supplied by Rick Smith.
September	Select any form of container or packaging as the basis of your design. Bring your choice of inspiration and your translation, or photo, for presentation.
<b>NOTE</b>	<b>Given dimensions plus/minus 10%</b> <b>All projects at least 80% turned</b>

<b><u>FOREST OF BERE WOODTURNERS COMPETITION PROGRAMME 2006/2007</u></b>	
<b><u>INTERMEDIATE/ADVANCED</u></b>	
Oct'06	<b>INTERMEDIATE.</b> A Bowl or platter turned from 45mm thick board, laminated with strips of alternative wood. <b>ADVANCED.</b> As above but on a pedestal.
Nov	A bit of turned fun for Christmas.
Dec	A winged bowl from a block of rectangular wood which has a ratio of 1:3:8 thickness: width: length.
Jan'07	A Pot Pourri bowl with a hinged pierced lid.
Feb	A pair of "THERMED" turnings that may be used to display dried grasses.(Further explanation will follow in Dec. Mag)
Mar	A Turned wall feature that incorporates any type of wire for constructive purpose.
Apr	Turn a 250mm dia. Bowl. Cut into 2 or more pieces and rejoined to form a bowl of another shape. Other material may be used in the rejoining process.
May	A wall mounted decorative mirror frame for a 200mm <b>SQUARE</b> mirror.
June	Two turned boxes joined in a non standard "Original" way.
July	From scraps of wood no bigger than your hand span "build and turn" or "turn and build" a 600mm high free standing structure.
Aug	Accurately turn the object shown in the working drawing supplied by Rick Smith.
Sept	Select any form of container or packaging as the basis for your choice of design. Bring your translation and your choice of inspiration, or photo, for presentation.
<b>NOTE</b>	<b>Given dimensions plus/minus 10%</b> <b>All projects at least 80% turned</b>

*ALL WELCOME*

# P.D.S. CRAFT

Would like to invite you to  
A  
Coffee Afternoon

On the  
19th. October at 1.30 pm.

At  
Unit 7 Limberline Spur, Hilsea.



02392 693464



I'm sorry but I have to write wow wow wow again, our club turn in nights just seem to be getting better and better. It all started as I arrived; Tony greeted me with a boot full of goodies he had bought on Ebay and Don had already unlocked and a number of members were asking me about Sunday with John Davis. So I jostled my way through the eager group of members and put the hot water on for a cup of tea, well it was the obvious thing to do when it gets busy. Before I knew it the hour preparation time I gave myself had passed, the teashop was ready and open and had served a good number of teas/coffee's before the meeting opened officially at 7.30pm. All the relevant tables had been set up and were loaded with items, and an encouraging number of entries had been placed on the competition table and where being discussed by members.

Don started his pre meeting chat but got called away for a phone call, I had my list of items to sort so I jumped in and got those out the way, Don returned and set the evening in motion and off we went. John and I had put our names down for the tea tonight and with the help of Brian and John it was set up and running. It's quite useful because you get to chat to members you wouldn't normally chat to long with, and its quiet enough to hear some useful info.

I looked around the hall for a while and took some pictures, I

meant to go back to the competition pieces after Eric and Peter had finished judging but forgot, fortunately Ray our official picture guy sent me a copy of his so thanks Ray. Our turn-in tonight had a new demonstrator from our club. Derek our magazine editor offered to demo this month, so we had Bill who to you regular readers needs no introduction, Dave Comley who has done a number of nights and as I said before Derek made up the three turners.

In addition to this Angy showed us how to cord up a stool seat and explained the work she does. Plus it gave her the opportunity to invite the members to a casual coffee afternoon on October the 19<sup>th</sup> where her classes are held in Portsmouth, so put that date in your diaries. I know this is important to Angy as it gives her and the class the chance to say thank you for all the help they get from the club. (Ps, don't tell Angy I put that bit in) I sat for a while and the stringing was explained, It will be interesting to see if it's as easy as it looks or if I can remember the method, Ill have to make a stool and get Bill in her class to show me how its done.



**Angie**

So where do I go from here? I've mentioned the turners but not what they did. Well Derek did pens and had a good crowd watching and asking plenty of questions. Bill, well he did a lot of chatting while showing the technique of multi centre turning, I don't think there is anything Bill can't turn on a lathe, every time I see his demo he's turning something different. And Dave turned an earring stand and then let members have a go at texturing with the Robert Sorby tool; he had a good number of takers on that one. So a good cross section of ideas that haven't been included at a turn in before plus the opportunity to have a go, I think Bill and Derek had people have a try as well. We are becoming very open and have a go now here at the club, its something the powers to be have been encouraging for quite a while now and it is very much in evidence in every aspect of the club.



**Derek**

**D**

I think as with the last turn in with refreshments available all night, the demonstrators didn't get to have a break, so next time I will make sure they do as we don't want to put off potential demonstrators.



**Bill**

**B**



**Dave**

**D**

As with all club nights the time just flies passed and soon we were coming to the end. Don made a few more announcements, I finalised the details of our Sunday with John Davis and announced the winner of the 2<sup>nd</sup> Web quiz, Rick Smith one of our members won the £25.00 worth of Chestnut products supplied by Terry Smart from Chestnut, many thanks to Terry. This last quiz was held over too many months really for various reasons, but the next one will have a new question each month so you know roughly when to expect them. I get close on 100 answers to the quiz each time, but it would be nice if this figure were to grow, so if you haven't entered before then

have a go at the next one. Its very easy to enter plus it makes you search the web and that takes you to woodturning sites of interest you wouldn't perhaps normally look at, or to think or research back to passed club events for clues.



**DC1508**

So with the demonstrations finished and the competition results announced, plus the recognition of the gallery pieces, it was over to Trevor for the raffle, and again none of my numbers where drawn, something very wrong here? The army of helpers cleared the hall very efficiently including restoring the kitchen to its former clean and tidy state. The money counted and handed to Phil, odd thing this, a cup of tea/coffee and a biscuit or two is 20p, but every month without fail the tally is odd as in the total amount of 20p's put in plus 9p or 4p or the like, very strange? I guess some put in more but don't take the change out, very commendable.

Its at this time of night that the members go into overdrive taking advantage of the last few minutes to chat turning and exchange those important dates and phone numbers.



**10/10/11**



**Blitz**

So with my last few, "don't forget Sunday with John Davis" reminders I said goodnight as the lights went out and the doors where locked and there goes another good club night.

**MB6**

**PtBtd**

**1/1/12**

# W.L.West & Sons Ltd

Sawmill & Timber Merchants est 1865

**European and other Hardwoods.  
Hardwood floors supplied and installed.  
Bespoke hardwood worktops manufactured.  
Suppliers and erectors of Gates and Fencing.  
Machining facilities for the carpentry &  
joinery industry.**

## **Smaller User & Enthusiast Shop**

**European & Exotic hardwoods • Australian  
Burr • Woodturning blanks • Timbers for  
carvers • Tools & finishes by Robert Sorby  
Crown Tools • Ashley Iles • Chestnut  
Mylands • Accessories by Craft Supplies  
Ideal for DIY & turning enthusiasts**

**Shop Email: [enthusiast@wlwest.co.uk](mailto:enthusiast@wlwest.co.uk)**

***Shop open: Mon-Fri 8am'til 5. Sat 10.00 am-4.00pm***

**Find us half way between Midhurst & Petworth just  
off of the A272 opposite the Half Way Bridge Inn**

**Selham, Petworth, GU28 0PJ**

**t: 01798 861611 f: 01798 861633**

**[sales@wlwest.co.uk](mailto:sales@wlwest.co.uk) [www.wlwest.co.uk](http://www.wlwest.co.uk)**

# Robert Bish DIY

Established 1961

- Power and Hand Tools
- Hardboard Veneers and Timber
- Door and Cupboard Hardware
- Plumbing Goods

252 Fratton Road, Portsmouth, PO1 5HH

Tel: 02392 820602



## **CRM SAW COMPANY LTD.**

17 ARNSIDE ROAD, WATERLOOVILLE, HANTS. PO7 7UP

Tel: 023 9226 3202 or 023 9225 5144, Fax: 023 9223 0064

e-mail: sales@crmsaw.co.uk, web: www.crmsaw.co.uk

### **WE ARE STOCKISTS OF:**

Liberon wood finishing products, Chestnut finishing products

**Turning tools from:** Robert Sorby, Crown, Record

**Power tools from:** Hitachi, DeWalt, Ryobi

**Machinery from:** Rexion, Record, Charnwood, Elektra, Scheppach, Delta

**Tooling & Accessories from:** Trend, Titman, Clico, Multistar, Brimarc, Record, Freud Etc.

NEW PROXXON range of model making power tools in stock

**15% off CROWN & SORBY TURNING TOOLS**

~~10%~~

Visit our new website at [www.woodworkingtools.co.uk](http://www.woodworkingtools.co.uk)

# The Forest of Bere Woodturners Association

**Cbn**

**2005 - 2006**

Chairman	Don Smith	donline2004@yahoo.co.uk	023 92473528
Vice Chairman	<b>VACANT</b>		
Secretary	Ted Jones	edward.jones80@ntlworld.com	023 9225 2595
Treasurer	Phil Carver	philip.carver@ntlworld.com	023 9264 7715
Magazine Editor	Derek Blake	derek.blake57@ntlworld.com	023 92692926
Web Site	Mick Giles	mickgiles2001@yahoo.co.uk	02392 389005
Prog. Organiser	Ken White	ken.white33@ntlworld.com	023 92258943
Member	Ken Briffett	No Email Address	023 9248 3625
Member	Dave Hayward	dave.hayward2@ntlworld.com	023 92719132
Member	Mike Scott	m.scott757@ntlworld.com	01329 512218
Member	Robin Lacey	robin.lacey1576@ntlworld.com	01329842004

**Hb**

Chief Judge	Eric Warnecke
Library and Badges	Jim Morris
Club Night Teas	Volunteers on the night
Raffle	Trevor Dobbs

**Mb**

The club meets every Third Wednesday of the Month at The St.John Ambulance Hall, Fraser Road, Bedhampton, Havant, Hants. PO9 3EJ (Opposite the Rugby Club)

**Dbn**

Entries in this publication are the opinions of the contributor and are not necessarily approved or endorsed by either the Editor or the Officers of the Club.

---