


# **Forest of Bere Woodturners Association**



Now With 28 Pages.

Now With 28 Pages.

**SUMMER 2006 Edition**

**Quarterly Magazine**

**Contents**

<p>Editorial.....3</p> <p>Message from the Chairperson.....4</p> <p>A Letter of thanks from Freda Davis.....5</p> <p>InnovationsComputer Repair advert.....6</p> <p>INNOVATION Computer sales flier.....7</p> <p>Robert Sorby Tools Evening By Boots.....8/9</p> <p>Club Announcements.....10</p> <p>Another New Advertiser.. by Boots.....11</p> <p>P.P.S. Advertisment.....12</p> <p>Open Day Accounts...By Phil Carver.....12</p>	<p>Notes to elaborate the comp. K.Briffett....13</p> <p>Grinding Jig..By D.Comley.....14/15</p> <p>John Davis Has Moved.....15</p> <p>More club announcements.....16</p> <p>Obituaries...by..D.Blake..... 17</p> <p>Open Day Weekend..By Boots.....18/20</p> <p>May 06 club night ..By Mick Giles.....21/25</p> <p>W.L.West &amp; Sons Ltd .....(Advert).....26</p> <p>Adverts.....27</p> <p>Committee Details &amp; Email addressess...28</p>
--	--

Summer Quarter



June 2006

www.rpm-repro.co.uk

Short-run digital and litho printing  
Catalogues, stationery & books  
direct mailing

Self-published books – ideal for local history,  
novels and biographies  
design and illustration service

Expertise at your fingertips

FREEphone: 0800 0131 777      email: sales@rpm-repro.co.uk

2-3 Spur Road, Quarry Lane, Chichester, West Sussex, PO19 8PR    t 01243 787077    f 01243 780012    isdn 01243 786473

## CHICHESTER, WEST SUSSEX

### TED FARROW'S SCHOOL OF WOODTURNING

#### 2-5 DAY WOODTURNING COURSES FOR ALL LEVELS

2-5 days value for money woodturning courses for all levels. The novice will enjoy 1-1 tuition from TED FARROW, a respected, time served tutor. LEARN BY DOING, and be surprised by your progress in a custom built workshop with dedicated dust extraction system and good lathes. Also, find out how to build your own airborne dust extractor for under £15.

**Lunch, Tea and Coffee supplied. Accommodation available.**

For full details telephone: **01243 527242** any time.

email: woodturner@tedfarrow.co.uk

website: www.tedfarrow.co.uk

**Gift vouchers for full and part payment of courses now available.**

## **Editorial**

**WOW! As you can see from the front page, this is a bumper issue this month.**

There has been so much going on in the club that we have run out of space to write it all up. I am not complaining, keep sending me the copy chaps, and I will find space for it somehow. Provided that we keep our present advertisers, it is anticipated that we will continue with this new arrangement of 28 pages. Especially as we have a new advertiser starting this issue. Portsmouth Plumbing Supplies. Welcome aboard.



I would like to wish Ken Whites wife Pam a speedy recovery from her recent operation. I am sure that you will all join me in saying GET WELL SOON PAM.

**The First of our club open day weekends has been a run away success, as you will see from Mick Giles write up in this issue. Well done to you all for supporting the magnificent effort made by the organising team led by Mick Giles.**

After making a surprise visit to Angy at the PDS Craft Unit last week, I would like to pass on to you all her thanks for all the effort and encouragement shown by our members for her organisations work. Well done from Angy. She will be pleased to see any visitors if you would like to go along. The address is the PDS Craft Unit 7 Limberline Spur, Hilsea, Portsmouth. Phone No 023 92693464.

Opening times are from 8.30am to 3.45pm Monday to Friday.

I have for the first time included two Obituaries in this issue. It is very sad to loose members of the club, who have become friends to many over the years. I and other committee members would like to hear from anyone who knows of any member who may be ill, or may need assistance in any way. Such as transport to or from the club events. Please keep us informed to make the club a caring club.

**Don't forget to visit the website "[forestofberewoodturners.org.uk](http://forestofberewoodturners.org.uk)"**

**Derek Blake, - Editor.**

***Please keep sending in as much as you can for the mag. Preferably in A5 page format 9 or 10 point, with a 1cm margine all around, on a floppy, CD, DVD or Email me direct.Or even Hand Written copy.***

**Email To [derek.blake57@ntlworld.com](mailto:derek.blake57@ntlworld.com)**

## **A Message from the Chairman**



This is my third report in my year as Chairman and a lot has happened within the last three months. Back in February we decided as a club to move our home from Denmead to the St John Ambulance Hall at Bedhampton and from the reports that I have received everyone felt that it was a good move.

Then in March our very first evening in our new home was excellent. Stuart King was the speaker and what an excellent evening, more about it later in the magazine. Then just two days later we had our Open Day weekend. My thanks to all those who took part, and especially to Mick Giles who's idea it was, and for the inspiration he gave to all of us, "WELL DONE MICK". (A write up of this event can be read later in this issue).

I would like to take this opportunity to say a very big THANK YOU to all the members wives who supported us by supplying us either with cakes etc, or helping out in the kitchen in making the Teas & Coffees. They also kept demonstrators well supplied throughout the weekend, and to all those Companies and Members who sponsored the Personnel Choice Competition with prizes thank you.

The weekend was a huge success with one new member joining and members applying for seats for the Masterclass, which was being held in May our numbers, rose to 31 thank you all.

Our April meeting went off very well with a first for the club when we had Kevin O'Connell talking about the restoration of furniture and other objects, putting dates and the use of particular woods that were in fashion during those periods. An extremely interesting evening and our thanks to Kevin.

Then in May we held another Turn in evening when we had Bill Thorne, Robin Lacy, John Hilton plus Mel Turner demonstrating Lace work in wood, thank you all.

Saturday 20<sup>th</sup> May was the first Masterclass of 2006 with Reg Sherwin and he certainly lived up to his reputation, during the day he demonstrated how to use Gouges, Skew's and sharpening techniques plus demonstrating reverse sanding. I received an e-mail from Reg who has asked me to pass on his thanks to all the club members for the welcome that was given to both Ann (his wife) and himself and to accept his congratulations on such a well organized group. Please read the full report on the Masterclass, which has been written by our Editor later on in this magazine. I showed Reg the last report in the June Magazine of 1999 and he stated that it was very accurate in all it's detail and congratulated Derek on a well-written piece. "WELL-DONE DEREK fame at last"

I mentioned at the March meeting about a shadow officer for the places of Secretary and Treasurer, I am pleased to announce that we had one member come forward and volunteer as Shadow Treasurer and his name is Colin Holman. Thank you Colin.

In three months time it will be the A.G.M. Now we have not as yet been swamped with names to take on the position of Chairman, if we do not get some one soon, all the efforts of the officers and members over the past 13 ½ years would have been in vain. So PLEASE, PLEASE can we have nominations proposed, seconded, and passed to either the Chairman or the Secretary before the September Meeting?

**Don Smith**

Chairman

**A "Letter of thanks to the club" for Our Woodturning Event**

Below is a reproduction of a letter received from the main raffle prizewinner at our "First Bedhampton Woodturning Event."

*Farlington.*

*Dear Mick,*

*Congratulations on your recent "Woodturners" event at Bedhampton. We enjoyed a display of outstanding exhibits with the added interest of watching your members at work and even encouraging visitors to "have a go".*

*To my surprise I was the winner of the first raffle prize, which was a magnificent basket of fruit. It was not only spectacular, but contained some unusual fruits that I have never heard of! They have been much enjoyed.*

*With many thanks,*

*Freda M. Davis.*

Below is the Supplier who donated the prize. Ed.

Free Delivery www.munneries.co.uk  
High Class Self Service  
Wreaths & Bouquets made to order

***Munneries***

John and Julie Barker-Muzzell Est. 1919

**WHOLESALE & RETAIL  
FRUITERS & GREENGROCERS**

21 SHORE ROAD, EAST WITTERING, WEST SUSSEX PO20 8DY  
Telephone / Fax: (01243) 672121 / 672722

# Computer Repair Centre

**PC CRASHED & YOU CANT  
ACCESS YOUR WORK?**

*Data Recovery from £30*



**GOT A VIRUS?**

*Removal from £20*

**NEED ADVICE?**

*Free*

**PC RUNNING SLOW?**

*Upgrades from as  
little as £20*

**PC BROKEN ?**

*Inspection & Full  
Diagnostic only  
£15.*


Full workshop facilities available. Simply stop by with your PC, tell us the problem and we will fix it. Usually within 24 hours.

*Home Visits & Wireless Networking starting from £25*



**02392 240 325**  
**07979 052 296**

Innovation IT Services LTD, 2a Hambleton Parade, Waterlooville, Hampshire, PO7 6XE

 Don't forget to enquire  
about our wireless  
networking and broadband  
installation services !



**£277**

EX VAT

**£325.48**

INC VAT

Intel P4 Cel-D 2.8Ghz 64Bit  
512Mb Ram 400mhz  
80Gb SATA Hard Drive  
DVD-R/W Drive  
Broadband Ready  
128Mb GFX Onboard  
5.1CH Sound  
Free: Wireless mouse &  
Keyboard set



**17" TFT**

Resolution : 1280\*1024  
Response time: 16ms

**£132**

+ VAT

**£155.10**

INC VAT



**£210**

EX VAT

**£246.75**

INC VAT

AMD Semp. 2.8Ghz 64Bit  
256Mb Ram 400mhz  
80Gb Hard Drive  
DVD-R/W Drive  
Broadband Ready  
128Mb GFX Onboard  
5.1CH Sound



**19" TFT**

Resolution : 1280\*1024  
Response time: 16ms

**£175**

+ VAT

**£205.63**

INC VAT



**£460**

EX VAT

**£540.50**

INC VAT

Intel P4 3.0 530  
512Mb RAM 400Mhz  
GeForce 6600 PCI-X 512DDR  
200GB SATA HDD  
DVD-R/W Dual Layer  
DVD ROM  
1GB LAN  
5.1CH Sound  
Free: Wireless mouse &  
Keyboard set



**CRT: 17" FST**

Viewable Area: 16.1"  
MaxRes: 1280x1024  
3 Years On Site Warranty

**£61**

+ VAT

**£71.68**

INC VAT



**£444**

EX VAT

**£521.70**

INC VAT

AMD 3000 64Bit  
512Mb RAM 400Mhz  
ATI Radeon X700 Pro 128  
200GB SATA HDD  
DVD-R/W Dual Layer  
DVD ROM  
1GB LAN  
5.1CH Sound



**CRT: 19" FST**

Max. Res: 1600x1200  
3 Years On Site Warranty

**£85**

+ VAT

**£99.88**

INC VAT

CONTACT US: 07979 052296 / 02392 240325 E-Mail: James.Bichard@ntlworld.com



## **Robert Sorby Tools Night Jan 18<sup>th</sup> 2006**

**WOW!**, I know I've used this term before but it express's the evening in a word. I had the usual last minute literally; bits to do for my competition piece, not too happy with it really but I learnt a lot. Plus I had all the extra things to take for the evening. I arrived early and put the instructions out for the tea making guys. I put this together for them to help the volunteers in the future. We have a steady flow of tea guys now coming forward so its not left to the same people every month plus it gets people talking to others they wouldn't normally do. I moved my seat to a prominent position, as I was to take the photos for the evening and needed to get to the demonstrator without tripping base over apex getting there. As it happens I sat next to the chairman, no its not me with ideas above my station, I was there first, but I did make sure we both had chairs with arms, well its hard work sitting there with a camera on your lap all night! There were some excellent gallery pieces tonight; we are fortunate enough to have some very talented turners at our club. Before I knew it that hour before the evening got officially underway had passed, lots of positive chat about our open day and other turning related issues. Rick had passed round the appendix to our newsletter explaining the open day and that it has to be a joint effort from all the members. Various serious club matters where mentioned with dates and things so as I said in my last club night article, this is a very busy and important year for our club.

With Dons informative chat done it was over to Ken to introduce tonight's demonstrator Chris Pouncy representing Robert Sorby. He explained what he intended to do this evening and straight away we had our Bill chipping in with various comical remarks which was appreciated by the members. Now we get to the tricky part, how do I write about Chris's demo? The problem is this, tonight we had various tools explained, and with it all the associated technicalities along with many questions and answers, so to report on them in detail would take reams of paper and bore you to tears, You still with me?.....Fine, that's good.



**Chris Demonstrating Tool Technique.**




**One of the gallery entries.**



Back to the demo, as I said various tools were used on a 50mm x 50mm piece of pine. Roughing gouge, Spindle gouge, Spindle master etc. Then we had a 5" cube of Sycamore mounted to show us hollowing and texturing, the hollowing I think was an excellent tool for the novice, perhaps for my next birthday? Again it was good to see them demonstrated as you get a better feel for the product. Last of all we had spiral work on a piece of Box wood, something that I guess will be for the future for most of us but its good to see how its done. Perhaps if this year goes as well as planned at our club we could purchase some of these tools for members to hire?



**The Hollowing Tool**



**Spiralling on a spindle**

Chris's lathe was interesting; computer controlled variable speed, which I think was the envy of us all. At this point I would like to offer Robert Sorby the opportunity to give me a lathe to try and test as a novice. With the promise to report on it in say, two or three years time when Ive had a good chance to test it before they ask for it back. Am I taking advantage of my position as web master? Of course I am.

Chris's demo was excellent, the reason for this is that he clearly believes in the product and has many years of experience with the tools and woodturning, an ideal combination. Chris has been doing the shows and clubs for many years now and is a familiar face to many of us; you are always guaranteed an informative and entertaining demo.

Ken thanked Chris for his demo and was followed by the usual applause from the members. Chris mentioned a new demo and CD's relating to Eccentric turning and the products relating to this, on that note we will be booking Chris to come back and show us some when in the near future. Perhaps he will bring that lathe for me then? Don read out the competition results and thanked Cliff and Rick for doing the tea and coffee tonight, then we moved on to the raffle, a good show of prizes as usual but no ticket for me sadly. Then it was chairs, lathe, monitors and camera's away and a sweep up and there goes another good club night.

Written By Boots. (Mick the web.)

**Masterclass with TONY WILSON**

**SATURDAY 18<sup>th</sup>. November 2006**

**On Saturday 18<sup>th</sup>. November 2006 The "TONY WILSON" Masterclass will be held at The St.John Ambulance Hall, Havant.**

**Tickets will be available from "Dave Hayward" at a cost of £17.50p which includes lunch.**

**Seats are limited so book NOW for this very good day out.**

**OPEN TO ALL MEMBERS AND GUESTS**

**FOR SALE**

**Lathes and various Machine Tools**

**There are a great number of tools etc for sale at the moment**

**Within the club, too many to mention here. Sorry!**

**Please visit the club website for a full listing of these tools.**

**A Letter From A Satisfied Customer.**

11th June 2006,

My computer recently failed to start and after being unable to contact my usual computer expert I remembered Mick Giles article about Innovation, who advertise in the quarterly magazine.

Mick had said that this was a very friendly and efficient company with reasonable rates.

I am happy to confirm that my computer was fixed very quickly and at a much lower price than expected.

If any member has a computer problem, I along with Mick can recommend this firm.

Tony Skerrett

Membership Number 273

## **ANOTHER NEW ADVERTISER**

Portsmouth Plumbing Supplies are placing a regular advert in our quarterly magazine. I have been using this company for 15 years or more now and have known Steve the owner from day one. I have seen them grow from one outlet to three and each one as the years have passed gets a new make over to improve it in some way. They originally started in a small industrial unit in Drayton which was fine for us trades people, this has since been revamped and revamped again and is now very shop like. The Southsea branch is a new build in the Pompy Centre area and the Purbrook branch, which was the old pub, has a well-stocked bathroom showroom as well. All with plenty of parking places.

I have been there, seen it, and tried others over the years through my customers making their purchases elsewhere, and to be quite honest its hard work from other supplier's. I'm fitting a bathroom in Aldershot now that my customer brought on impulse elsewhere, and yes you've guessed it, I'm now off for a week because its all wrong and has to be replaced. It happens pretty much every time.

The staff at Portsmouth Plumbing Supplies know their stuff and are very helpful. Most bathroom fittings i.e. baths and things and of coarse kitchen sinks, taps and showers are there within a couple of days of ordering and of coarse they can deliver. I use them because they look after me, they know their products and are reliable. Next time you're passing, pop in and have a look round, it'll help to remind you later on when you need something.

### **Boots June 2006**



**P.P.S. Showroom at Purbrook.**

**For All That Your Bathroom Needs**




**PPS**  
**Portsmouth Plumbing Supplies**




- Affordable Luxury Bathrooms
- Many Displays Over 30 Suites
- Extensive showroom 3,000 sq feet. • Accessories
- Bathroom Furniture • Expert Advice • **FREE DELIVERY**

**Waterlooville**  
**023 9226 6662**




Open 8am-5pm Mon-Fri Sat 8am-12pm 37 London Road,  
Free Delivery Across The South Coast Purbrook

**Open days Accounts 18-19<sup>th</sup> March 2006**

INCOME	£	EXPENDITURE	£
Public choice comp	74.00	Hall Rental	68.00
Catering	64.00	Catering	7.00
Cash Donations	13.00	TOTAL	£75.00
Tutoring (9 @ £2.00)	18.00		
Pyrography Commission donated	10.00	<b>TO CLUB FUNDS</b>	<b>£293.00</b>
Subscription	10.00		
Sale of Badges (5)	5.00		
Special Members Raffle	174.00		
<b>TOTAL</b>	<b>£368.00</b>	<b>TO BALANCE</b>	<b>£368.00</b>

**Notes to Elaborate on the Competition Programme.**  
**Some Thoughts on Forthcoming Competition Pieces**

**Beginners**

- July 06**     200mm Off-Centre Turned Spindle. The spindle may be part of a larger piece of work and the off-centre points can be at one end or both ends. If you have not tried this before, experiment with small off offsets. The offset turning may occupy part or all of the spindle.
- Aug.06**     Pestle & Mortar. A functional item combining faceplate and spindle turning. There are not too many variations in design, but do consider the size and shape in relation to each other. Woods should be selected for hardness and non-toxicity.
- Sept.06**     Garden Feature. (Please see Int/Advanced.) This project may seem ambitious as a beginner's piece, but if a number of simple turnings are combined by jointing, linking or roping together, a sizeable intricate unit is possible.

**Intermediate and Advanced**

- July 06**     Obelisk, 600-900mm in height. The intention is to obtain 100mm sq. (approx) off cuts with a total length of 1 metre, then to cut/turn and use various decorative processes (texture, colour or appendages made from remaining timber). The finished units should be assembled to the given height. An extra stand or spike can be fitted for stability.
- Aug.06**     Broad Rimmed Bowl, with circular inserts. The size density, and complexity of the inserts will determine the decorative qualities of this bowl. The bowl itself should be a simple shape, and the grain of the wood should not conflict with the inserts. There is a selection of insert materials, which can finish flush/below/above the rim surface.
- Sept.06**     Garden Feature, that combines wood with other materials. A wide ranging project, combining 80% turning, with other materials which can be used to decorate and/or join units together. As it is for outdoor space, it can afford to be much larger than previous projects. Wall mounted, suspended or freestanding are three options.

**If you would like to discuss these projects, or have suggestions for next years competition pieces, please contact me. 023 92483625**

**Ken Briffett**

## Grinding Jig.

The debate continues about whether to grind by eye or to use a jig. For myself, my accuracy is such that I'm not very good at repeating the exact grind each time by eye, so a jig is the better option. However, jigs can cost a lot of money, which I didn't have when I started turning, and even if I'd had it, there were other things I wanted first – and twenty years ago there weren't so many jigs on the market. So with an old motor and some scrap plywood I made my own – and it's still in use (Fig 1).



**Fig 1**

The motor runs at 1400 rpm or so, and I use an 80-grit wheel. The motor is bolted to a plywood base, with the box parts screwed to the base. An eye shield hangs down from a shelf above the grinder (when the grinder has not been taken outside for a photo call!).

The jig could easily be constructed round a commercially available grinder. I've thought of making another one to use with one of the less expensive water bath grinders.

There's a 'flat' top to the plywood on which I grind scrapers at about 70°. Onto that I can swivel two other blocks to grind gouges at about 45° (Fig 2)



**Fig 2**

And skew chisels at about 23° (Fig 3) each side. If I have a special need, I can supplement the swivelling blocks with loose ones. For example, as time has passed I have found it invaluable to have a second bowl gouge ground to a more obtuse angle (somewhere round 60°), so I have the spare block shown in Fig 4.



**Fig 3**



**Fig 4**

Notice that the upper blocks have had some wood removed from their leading edge to get closer to the wheel without fouling it.

They swing round on a piece of 8mm threaded studding, and there's a 8mm nut glued into that nice wooden handle with a spare copper ferrule to give it more strength over the nut.

I carefully calculated the height of the packing blocks! The formula you need is:

$\langle \text{Height of block} \rangle = \langle \text{centre height of wheel} \rangle + \langle \text{wheel radius} \rangle * \text{COS} (\langle \text{desired angle} \rangle) - \langle \text{Thickness of tools} \rangle$

(You need to set your Windows calculator to Scientific to get cosines!) The problem with the formula (and all such jigs) is that the tools you grind come in different thicknesses, so you have to compromise somewhere. In the end I cut out pieces of cardboard and used a bit of trial and error to find the best angles!

Remember that the height of the top block is actually the combined height of the two blocks!

In use it is simply a matter of pressing down on the tool to keep it in contact with the block to repeat the same angle each time. I used to have a couple of pencil marks so I could swing bowl gouges to either side to create a slight backward sweep – I don't bother with that so much now.

It's the quickest jig I know when it comes to setting it up – loosen the knob, swing in a block, tighten the knob and go.

I don't have a way to adjust it as the wheel wears down, other than to change the wheel when the angles get a bit too steep. I'm on my third wheel in 20 years, so it's no big bother. Since you are grinding the same angle each time, you remove a lot less tool steel to zizz it up, which means that your tools and the wheel last a lot longer than when you're forever restoring miss-ground edges. of course, the wheel needs occasional dressing – as do all grinders.

**Written and Photographed By**

**David Comley**

### **John Davis Has moved**

With a lot of help from Mick Giles, John Davis has now moved his workshop etc to new premises. We wish him every success in his new premises.

His new address is:- **The Old stables**

**Chilbolton Down Farm  
Stockbridge  
SO20 6BU**

**Phone 01264 811070** Ring before you go as he takes his weekend during the week.

Watch for the notices soon about a Novice workshop by John at the new venue, possibly in July this year. **Ed.**



**Would you like to receive your own personal FULL COLOUR copy of the magazine?**

**You can now down load a copy from our website!**  
**[www.forestofberewoodturners.org.uk](http://www.forestofberewoodturners.org.uk)**

Contact me at the next meeting or drop me a letter on the email if you have any problem obtaining your copy.

### **A Warm Welcome to New Members.**

On behalf of the club, I would like to welcome the following new members, who have joined since the March issue of the magazine.

**Andy Giles, David Boulton, Peter Buckles, Chris Smith, Daryl Cheasley, Carol Purnell, Robert James & Harry Norwood.**

I hope that you are finding the club to your liking, and maybe have already made some new friends.

Please feel free to contact any of the committee if you have any questions etc.

The committee contact details are on the back page of this magazine.

**Derek Blake Ed.**

### **"Computer Hints" from Mick the web.**

***Q. What can you do if your computer has decided not to work as well as it did last week?***

Click on START button at the bottom left of your screen.

Click on HELP and SUPPORT.

Select "Undo changes to my computer with SYSTEM RESTORE."

Select "Restore My Computer To An Earlier Time"

Click NEXT then follow the on screen prompts. Any problems? Use the Help Menu.

**Boots (Mick the web)**

Please visit the website and if you would like to contribute, submit your copy to Boots, either at the club or you can email him, At [mickgiles2001@yahoo.co.uk](mailto:mickgiles2001@yahoo.co.uk)  
Website is [forestofberewoodturners.org.uk](http://forestofberewoodturners.org.uk)

He will be only too pleased to take your article to the web. **Ed.**

## OBITUARIES

### *Jack Frederick Parker*

1922-2006

**IT IS WITH THE DEEPEST REGRET, THAT WE RECORD THE  
PASSING OF JACK PARKER.**

**JACK HAD BEEN A WELL-RESPECTED MEMBER OF OUR  
ASSOCIATION FOR A CONSIDERABLE NUMBER OF YEARS.**

**THE FUNERAL, AT WHICH PHIL CARVER REPRESENTED THE  
CLUB, TOOK PLACE AT STUBBINGTON ON 20<sup>TH</sup>. APRIL 2006.**

**OUR CONDOLENCES WERE CONVEYED TO JACK'S WIDOW,  
EILEEN, WHO SAID HOW MUCH HE HAD ENJOYED HIS  
WOODWORK.**

&

### *Ed. Taylor.*

**IT IS WITH THE DEEPEST REGRET, THAT WE ALSO RECORD  
THE PASSING OF ED. TAYLOR.**

**ED. HAD ALSO BEEN A WELL-RESPECTED MEMBER OF OUR  
ASSOCIATION FOR A CONSIDERABLE NUMBER OF YEARS.**

**ED PASSED AWAY DURING THE LAST WEEK IN MAY.**

**TREVOR DOBBS REPRESENTED THE CLUB AT HIS FUNERAL,  
AND CONVEYED OUR CONDOLENCES TO HIS FAMILY.**



**Our First Open**  
**Weekend 18/19<sup>th</sup> March**  
**2006**

It all started way back in 2005, I had only been on the committee since September and I think I came as a bit of a shock to them. In full respect to them they had the meetings all nicely planned ahead and organised to deal with the routine matters and I suppose it was verging on more of a social thing, and a very organised social thing you must understand with tea and biscuits of course. So there I am explaining my idea, which may help sort a number of our concerns in one go and POW. The ideas were floating across the table like you wouldn't believe, they were away, "how about this", "you could do that". Well it got to about 22.30hrs and it was decided to call it a day and go home.

The following months saw lots of activity with bits of info fed to the members on club nights, each new club night saw more and more members coming forward with offers of help or items. Companies were giving quality prizes for the members open day raffle and so it grew. Despite some mild confusion over what some stalls were called (which did provide some well-received humour) for a first it was organised well. Sadly, despite the hard work from Don and Derek, the local radio and news paper omitted to inform the general public, so on our club night three days before the event the members were asked to do their best and tell the world.

So then it was time, The Friday night before the grand opening, there were people every where, typically Don and Aline had been at the hall long before the due time and had set up a number of tables. In the space of three hours like a military exercise we were ready.

On the Day of the opening we arrived an hour early to put the last minute bits and pieces about and the doors were opened. Well I say they were opened, when the last bolt was thrown the doors burst open from sheer weight of people desperate to get in and they all fell in a heap on the floor, to which Aline quietly said, would anybody like a cup of tea or coffee!

Well it wasn't quite like that but we were busy; we had a good enough flow of people all over the weekend. There were people at the stands/tables/lathes pretty much all the time and showed a genuine interest in each one, each was welcomed in with an offer of refreshments and looked after by a member should they need it. Our helpers for the day adapted to their tasks very well and showed plenty of enthusiasm. A plus was that members found time to talk turning amongst themselves and to others they normally wouldn't have and that's got to be a good thing.

So what did we show, well, you should have come along and seen for yourselves. Sorry, that was rude of me. We had a big display on 5 tables plus sheets of ply to create a big area with about 60 finished turned items on, it covered pretty much every aspect of turning. The idea was to pick your favourite piece, and along with this it created discussion so people didn't just walk past and say "that's nice" and walk on, they stopped and discussed why they liked one piece more than another.

Another table had a good number of turned items numbered and a matching original blank lettered and you had to match the pieces together, say 7 F and so on. I think out of 20 or so pairs we had some with around 13 correct, I was amazed. I didn't get time to have a go but I don't think I would have got that many right.

There was a chance to have a go at Pyrography with a good display of pictures and finished work to look at, and a good number of people spent time trying it.



### **Match The Wood Table**

Then we where into the machine room, I think we had 7 lathes going so it wasn't crowded. There was a good cross section of lathe sizes and types, which made it interesting; a number of people had a go and really enjoyed the chance to do so, the demonstrators really love it when people take an interest in what they are doing. Next in order was a table of interesting bits. These where conversational pieces really, and served as a useful tool to explain various aspects of the hobby accompanied by a small library of books, one of our club judges spent best part of Saturday here and help answer some interesting questions.



### **Conversational pieces**

The last two tables consisted of gold waxing on a black background, getting the surface prepared was explained; to me this is the difficult bit. There were a number of items on display showing the beautiful effect you can achieve with this finish. And last but not least we had lace work, as in material removed right through a rim of a platter say to create a pattern. Sounded a bit like the dentist's drill but despite this it attracted some attention and a finished item looked very impressive. We decorated the hall with a number of A4 pictures creating an impressive gallery; we also put out leaflets with the club history and club night details.

In order to quell any passing out through lack of refreshments Aline kept a steady flow of tea and coffee going to the members with the aid of John's wife. Towards the end of the Sunday we drew the numbers out for the personal choice table and allotted the prizes to suit, there where 28 donated prizes so well done members.

You will have noticed I haven't mentioned any members by name apart from Aline and a couple of others, as there where so many that either helped set up, donated a prize or turned piece to show, helped on one or both days, turned or demonstrated a craft, backed cakes or some other aspect relating to the weekend, then I thought it best not to mention all their names, as I didn't want to leave anybody out by mistake. It has to be said that it was a good effort by the members. This was probably the best-supported event by the members we have witnessed in all the clubs history.

There were a number of goals we set ourselves and we achieved them, the club pulled on its resources and as I said earlier we had no support from the media but we still managed to have a successful weekend.

So from myself a big thank you to the Open day committee for putting up with me, and many thanks to everybody else that so eagerly gave their help and support that helped make it happen.



**Bill Thorne shows them how.**



**The Impressive display of members work**



**Some of the Guilded Work**



**Flowers from the woods.**



**More members work**

So who's up for another one next year?  
..... Listens!.....Hears nothing!  
It's gone awfully quiet out their people!  
Hello!

I know how many of you are reading this, well perhaps Ill ask again later when you've got over this one.

*So there goes our first open day weekend, we must get a proper name for this event; it's very confusing.*

**Written By Boots March 2006**

**Photos by Boots &**

**Ray Matthews.**

## **May 17<sup>th</sup> 2006 Club Night**

Wow wow, wow wow, wow wow wow. Sorry but that's how best to sum up this club night. It was programmed as a turn in and as I've said before I find on these occasions I don't pay any real attention to the turning. I don't get chance to see all of a particular demonstration so I use this as an opportunity to chat and sort turning things. To meet face to face with guys I wouldn't normally chat to and others I contact by email; the advantages are of course that it usually ends up with a group of us. This is what makes a good club, knowing and talking to every body, and I mean every body.

So to the first of many firsts tonight. After many years I managed to get to the hall before Don. It didn't entail camping out as I had suspected would be the only way, I just had an early finish from work, plus after some coaching from a number of us members, Don is getting the hang of letting others do stuff.

The second first of many tonight is the refreshments, I have long thought of our club as having a close to perfect format in pretty much every aspect, but this does have its draw backs. If you have been a member for a good number of years then a turn in for instance must become rather predictable, no disrespect in any way to any part of the set up, its just going to happen. At most events I place myself at the back of proceedings and people watch making notes of anything that comes to mind. And my thoughts are that clubs no matter how good they are need to evolve.

So I suggested we try all night refreshments along with a café type area near the canteen, guys could circulate between demos and café, watching and chatting. I mentioned it at the last club night in case anybody had thoughts about not coming and we were packed, pretty much our whole complement of members were there. There was a sort of down side to this though, poor old Derek and Ray had volunteered to do the teas for tonight a good few months ago, but that was before I suggested all night. I did consult them and typical as it seems with all our members now they were ok, and typically to, were the volunteers offering to give them a break. Derek and Ray did get chance to mingle and Ray to chat with the Camera club and get his pictures but both seemed quite happy to run the refreshments and chat turning from there. Derek's wife very kindly supplied some baked delights for the table so I'll now take this opportunity on behalf of the members to thank her to. The feedback to Derek was very positive so that's a fixture now.

Our Third first came in the form of some visitors/guests. I had the idea that we could do with a little help with our photography, again no disrespect to Ray who takes all our magazine pictures and from time to time for the web site. I just found that the transfer from camera to black and white in our magazine and from me to the web site we were perhaps not doing justice to the subject matter. So after consulting all relevant club members I sent out an invitation to our local Camera club. The benefits being 2 fold.

They were perhaps looking for something new as a subject and we should be looking at inviting guest to our evening and us to theirs. Three photographers turned up, Rose Julie and Ron and it wasn't long before they where mingling in amongst the crowd, they made them selves at home by taking turned items to a quickly prepared setting to create the back drop to suit. It wasn't long before I was asked if I could prepare a lathe for a picture, and yes you've guessed it, it was our Bill they chose. With immediate approval from his audience they moved to one side, we held up a backdrop and away they went, as with Bill it wasn't long before there was a crowd of members all around watching this new entertainment. Bills patter was very entertaining, with the crowd enjoying every minute of it. I'd say this turned out to be very successful for all concerned.



**One of the camera clubs Photos.**



**Mel Turner doing his lacework treatment on a turned item.**

The forth of our first, (I hope your keeping up with this) was Mel with his lace work in the turned items. He did show this at our open day but as far as I can remember it's never been on a club night, again a very popular item having a good number of members watching and lacing.



**Mel Turners intricate lace worked Bowl.**

The Fifth of our first was Colin with the Open Day Members Raffle. Colin stepped forward to take this on immediately the request went out and has managed it very professionally. The tickets where available I think way back in February and Colin has presented the prizes at every meeting, carrying them back and forth from his house to the club and back again. I did keep in touch with him to make sure things where ok but he was always one step ahead of me. A good many more tickets were sold tonight and the draw took place towards the end of the evening. Ray our club photographer had the first ticket out of the drum and won a beautiful set of Hamilton Turning Tools, these where donated by CRM saws, our local supplier.



The second prize was a texturing tool donated by Robert Sorby. There were a good many prizes in this raffle and all were donated through the efforts of our members, that is going to take some beating next year. Finally, many thanks again to Colin from myself for taking this on, I had many very time consuming personal things going on in the months he ran this and I cannot emphasise enough how helpful that was.

The Sixth of our firsts was Angie's table, now this is a table I set up due to the brilliant response from our members. Angie is involved with people with learning difficulties and to cut a long story short, we the club members now seem to be providing her/them with turned items for them to sand and finish. Tonight she was presented with 20 items of varying shapes and sizes, so it only seemed right to display them. And long may the members keep giving this so much needed help for them.



**Angy's Table of donated work.**

And yes there is more, the Seventh of our firsts came in the form of **The Forest Of Bere Vehicle Recovery Service**. Now that's got your attention hasn't it. Harry, a new member as a result of our recent Open Day event, left the car lights on, and when it was time to go home the battery was flat.

Firstly he was handed a mobile phone to use, then as time went on another phone was used, then it was time for action. Out to the car park goes Derek, I and a couple of guys, I placed my van in front of Harry's car and with my jump leads Derek very professionally in the correct order relevant to alarms and central locking devices jump started his car. With many thanks from Harry the car park was cleared and I followed him till I was sure he was ok. I have since had an email from Harry mentioning how very friendly and helpful he finds us all at the club and of course his many thanks. Little does he know we are putting up his membership fee to pay for it, but don't tell Harry.

So now to all the other members of the night, and this is where it gets embarrassing, I simply didn't get chance to make any notes for this report at all, neither did I see very much of what went on. So here goes with one foot firmly placed in my mouth I'll now attempt to acknowledge the rest of the activities, that sounds rather like a children's play scheme doesn't it! The first of my embarrassing apologies has to go to Dave Comley. He has in the past helped out on a turn in and I did see him carrying in some rather large diameter MDF jigs and things. But I have to admit I didn't see him demonstrating anything, it seems hard to believe but I just remember seeing him carrying in things at the beginning of the evening and then again taking them out again at the end. Perhaps somebody can fill in the gaps for me, CONTACT ME with the details please; I'd love to hear from you. So we had Bill as you know and then next to him was John then round some more was Robin,



**Robin Making the shavings Fly**

all on lathes but I only know that Bill was turning fruit, the others I didn't see. That was probably because of the number of members sitting and standing in the way blocking my view. So, it was their fault not mine that I didn't get to see anything, (very selfish of them he thinks jokingly) well it was worth a try wasn't it? Don brought in and explained how to make your own chucks and things related using the Nobo board behind him to further explain things. By the way Don, are you using the right pen as I had the Dickens of a job cleaning it off?



**Dons Table.**

We also had the monthly competition that had some interesting items on show. Now this event is in the hall with everybody else, Eric and Peter can set up camp behind the tables and get to be a

part of the proceedings from where they sit, so another plus for the move to this new hall.



**Some of the novices Carrier Bag Handles.**

Trevor is still getting a good response to the club night raffle, no ticket drawn for me tonight though. Jim quietly managed the book and video library that now has CD's as well in case any of you were not aware. And that's all there was I think. We had of course the usual welcome and notices, I added a few bits as well to start the night off and to close the evening we had the reminder of the Masterclass on Saturday, and the thanks and goodnights. My reminder of the novices meeting next Wednesday the 24<sup>th</sup> of May here at the clubhouse at 7.30pm followed this. That is still open to anybody who can help us formulate an encouraging programme or take part in next years competition, you don't need to call me, just turn up, refreshments all night.



**Another Competition entry.**



**Ken Briffett with the wall ornament that won him another prize at the Ripon Symposium this year.**

When I first started writing these club night reports I was concerned that by the sheer number of them I was expecting to write that it would get harder and harder. To make them different and interesting to read I thought would be a real challenge. Little did I know that it's not my imagination or lack of it that counts, it's the contents of the club night, which in its self is a reflection of the input created by the activity and audience.

Whoa, slow down Boots, Its all getting very heavy now, far to deep and philosophical.

I digress, this club night report just fell together, I just lived it over again and typed it out, fortunately it reads ok so all there is left to say is, many thanks to the army of people that make it all work and There goes another brilliant club night.



**Close up of Kens Wall Ornament.**

**Written by Boots.**

**Photos by Ray Matthews and the Havant Camera Club.**

# W.L.West & Sons Ltd

Sawmill & Timber Merchants est 1865

**European and other Hardwoods.  
Hardwood floors supplied and installed.  
Bespoke hardwood worktops manufactured.  
Suppliers and erectors of Gates and Fencing.  
Machining facilities for the carpentry &  
joinery industry.**

## **Smaller User & Enthusiast Shop**

**European & Exotic hardwoods • Australian  
Burrs • Woodturning blanks • Timbers for  
carvers • Tools & finishes by Robert Sorby  
Crown Tools • Ashley Iles • Chestnut  
Mylands • Accessories by Craft Supplies  
Ideal for DIY & turning enthusiasts**

**Shop Email: [enthusiast@wlwest.co.uk](mailto:enthusiast@wlwest.co.uk)**

**Shop open: Mon-Fri 8am'til 5. Sat 10.00 am-4.00pm**

**Find us half way between Midhurst & Petworth just  
off of the A272 opposite the Half Way Bridge Inn**

**Selham, Petworth, GU28 0PJ**

**t: 01798 861611 f: 01798 861633**

**[sales@wlwest.co.uk](mailto:sales@wlwest.co.uk) [www.wlwest.co.uk](http://www.wlwest.co.uk)**

# Robert Bish DIY

Established 1961

- Power and Hand Tools
- Hardboard Veneers and Timber
- Door and Cupboard Hardware
- Plumbing Goods

252 Fratton Road, Portsmouth, PO1 5HH

Tel: 02392 820602



## **CRM SAW COMPANY LTD.**

17 ARNSIDE ROAD, WATERLOOVILLE, HANTS. PO7 7UP

Tel: 023 9226 3202 or 023 9225 5144, Fax: 023 9223 0064

e-mail: [sales@crmsaw.co.uk](mailto:sales@crmsaw.co.uk), web: [www.crmsaw.co.uk](http://www.crmsaw.co.uk)

### **WE ARE STOCKISTS OF:**

Liberon wood finishing products, Chestnut finishing products

**Turning tools from:** Robert Sorby, Crown, Record

**Power tools from:** Hitachi, DeWalt, Ryobi

**Machinery from:** Rexion, Record, Charnwood, Elektra, Scheppach, Delta

**Tooling & Accessories from:** Trend, Titman, Clico, Multistar, Brimarc, Record, Freud Etc.

NEW PROXXON range of model making power tools in stock

**15% off CROWN & SORBY TURNING TOOLS**

*(please present your club membership card when purchasing)*

Visit our new website at [www.woodworkingtools.co.uk](http://www.woodworkingtools.co.uk)

# The Forest of Bere Woodturners Association

## **Committee**

**2005 - 2006**

Chairman	Don Smith	donline2004@yahoo.co.uk	023 92473528
Vice Chairman	<b><u>VACANT</u></b>		
Secretary	Ted Jones	edward.jones80@ntlworld.com	023 9225 2595
Treasurer	Phil Carver	philip.carver@ntlworld.com	023 9264 7715
Magazine Editor	Derek Blake	derek.blake57@ntlworld.com	023 92692926
Web Site	Mick Giles	mickgiles2001@yahoo.co.uk	02392 389005
Prog. Organiser	Ken White	kenandpamwhite@aol.com	023 92258943
Member	Ken Briffett	No Email Address	023 9248 3625
Member	Dave Hayward	dave.hayward2@ntlworld.com	023 92719132
Member	Mike Scott	m.scott757@ntlworld.com	01329 512218
Member	Robin Lacey	robin.lacey1576@ntlworld.com	01329842004

## **Helpers**

Chief Judge	Eric Warnecke
Library and Badges	Jim Morris
Club Night Teas	Volunteers on the night
Raffle	Trevor Dobbs

## **Meetings**

The club meets every Third Wednesday of the Month at The St.John Ambulance Hall, Fraser Road, Bedhampton, Havant, Hants. PO9 3EJ (Opposite the Rugby Club)

## **Disclaimer**

Entries in this publication are the opinions of the contributor and are not necessarily approved or endorsed by either the Editor or the Officers of the Club.

---